

2017 PUBLICATIONS COMMISSION REPORT¹

September 26, 2017

Robert M. Rauber, AMS Publications Commissioner

With contributions from the AMS Publications Team: Ken Heideman, Gwendolyn Whittaker, Sharon Kristovich, Mike Friedman, Brian Papa, and Sarah Jane Shangraw

Table of Contents:

Executive Summary	2
Introduction	3
PART I: PUBLICATIONS COMMISSION MAKEUP AND AWARDS	3
PART II: AMS PUBLICATIONS PERFORMANCE	4
1. 2016 Editorial Operations and Submission Trends	4
2. Editor Performance	9
3. Production Time and Article-Based Workflow	10
4. Published Pages	12
5. AMS Books	13
6. Journal Impact Factor Ratings	14
7. Increased interest in open access	14
8. International Scope of AMS journals	15
PART III ACTIONS AND ISSUES FROM PUBLICATIONS COMMISSION	17
1. Elimination of Expedited Contributions (ECs) starting January 2018	17
2. Council committee recommendation for nomination of Chief Editors and Editors	19
3. Gender diversity and publications at the AMS	21
4. Should term limits for be required for editors?	23
5. Progress in Revival of Meteorological Monographs	23
6. Special AMS Monograph for 100 year celebration at 2020 annual meeting	24
7. Feasibility of publishing titles and abstracts of AMS articles in foreign languages	26
8. Study to assess feasibility of alternate page numbering to increase production time	26
9. Future of Earth Interactions	27
10. Changing journal description for all journals to allow for review articles	28
11. Increasing impact and readership of AMS journals	28
12. JAS Progress toward an AMS Journal of Atmospheric Chemistry and Aerosols	28
Appendix A: Editorial Board	30
Appendix B: Editor Award Nominations	35
Appendix C: Translated Content in AMS Journals	37
Appendix D: Henry Huntington CV (WCAS CE nominee)	60

¹ Dr. Sharon Kristovich deserves special credit for programming EM/PM to generate tables and figures in this report.

EXECUTIVE SUMMARY

2017 PUBLICATIONS COMMISSION (PC) REPORT EXECUTIVE SUMMARY

This report provides highlights of the 2016 publication activities for AMS scholarly publications. The list of 2017 Editors for each journal is included as are anticipated changes for the 2018 Editorial Boards. The list of 2017 Editor's Award nominations are given.

Council action (yellow highlights) is required for 2-year reappointments of Walter Robinson as Chief Editor (CE) of JAS, Greg McFarquhar as CE of Monographs, Bill Brune as CE of JAS, John Chiang as the CE of JCLI. Initial 3-year appointments of a new Chief Editor of WCAS, GOM, and an At-Large Member, are required, but nominees for these positions were not identified at the time of this writing. Updates will be presented at the Council meeting in September. CVs will be provided as nominees are identified. No other Council actions are requested.

A total of 3446 manuscripts of all types (including BAMS proposals) were received by the 11 AMS scholarly journals in 2016, an increase over the 3436 submissions in 2015, repeating last year's achievement of setting an all-time record high for yearly submissions to AMS journals. The average time to first editorial decision was 60.9 days, 10 days below the PC goal of 70 days. This is the third year the PC conducted an extensive statistical study of this statistic. The results for 2016 are summarized in Fig. 5 of this report. Author success has maintained a near-constant 62%. Average production time has decreased from a high of 269 days in January of 2008. The April and May 2017 averages were 79 and 73 days. In 2016, the number of published pages was 34794, an all-time record. The number of published articles in 2016 declined from 2015, a result of a reduction in the backlog in production. The full report gives a complete summary of journal statistics and rankings.

This report summarizes issues and actions addressed by the PC to eliminate Expedited Contributions starting January 2018, to address a council committee recommendation to change the procedure for nomination of Chief Editors and Editors, to understand and address gender bias associated with publications at the AMS, and to address a council 2016 discussion regarding potential term limits for editors. This report also reviews progress in revival of Meteorological Monographs, and creation of a special AMS Monograph for to mark the 100-year celebration at 2020 annual meeting. We report the results of two studies, one to examine the feasibility of publishing titles and abstracts of AMS articles in foreign languages, and the second to examine the feasibility of alternate page numbering to increase production time. A number of other issues are under consideration by the PC, although no action is being taken at this time. These include examining the interest and feasibility of continuing the online journal Earth Interactions, changing journal descriptions for all journals to allow for review articles, ways to increase the impact and readership of AMS journals, and the progress of efforts toward creation of an AMS Journal of Atmospheric Chemistry and Aerosols.

INTRODUCTION

This report provides highlights of the 2016 publication activities for AMS scholarly publications. The report is divided into three parts, (1) Publication Commission makeup and awards, (2) AMS Publications Performance and (3) Issues and Actions of the Commission. The list of 2017 editors for each journal is included and anticipated changes for the 2018 Editorial Boards are given. Also included is a list of 2017 Editor's Award nominations; the AMS Awards Oversight Committee has approved these nominations for Council consideration. Council action (yellow highlights) is required for 2-year reappointments of Walter Robinson as Co-Chief Editor (CE) of JAS¹, Greg McFarquhar as CE of Monographs, Bill Brune as Co-CE of JAS, John Chiang as the Co-CE of JCLI, and initial 3-year appointments of a new Chief Editor of WCAS, CE of GOM, and an At-Large Member. No other council actions are required. Considerations of issues raised by the Council at its previous meetings, as well as other issues raised by the commission are covered in detail in Part III of this document.

PART I: PUBLICATIONS COMMISSION MAKEUP AND AWARDS

The AMS Publications Commission currently consists of the 13 Chief Editors, 1 Meteorological Monographs Chief Editor, the Chair of the BAMS Editorial Board, the Chief Editor of the *Glossary of Meteorology*, and three at-large members, all supported by AMS staff. AMS journals currently have 138 Chief Editors and Editors, including BAMS. Appendix A shows the current status of our Editorial Boards of all journals except BAMS. We have appointed new Editors across the journals to cover increasing workloads or specific disciplines. With the PRSA model, adding new Editors has minimal financial implications for the AMS but expedites the workflow for the editors.

The Commission seeks Council approval for appointment or re-appointment for the following Chief Editors:

JCLI	John Chiang	2-year extension to December 31, 2019
JAS	Walter Robinson	2-year extension to December 31, 2019
JAS	Bill Brune	2-year extension to December 31, 2019
MM	Greg McFarquhar	2-year extension to December 31, 2019
WCAS	Henry Huntington	Initial 3-year appointment to December 31, 2020
GOM	NEW CE*	Initial 3-year appointment to December 31, 2020
AT LARGE	NEW MEMBER*	Initial 3-year appointment to December 31, 2020

*As of this writing, CEs for GOM and the new At Large member were not identified. If they are identified before the Council meeting in September, their CVs will be forwarded to the Council

EDITOR AWARDS

The list of 2017 Publications Commission nominees for Editor's Awards is shown in Appendix B. The AOC has approved these nominations and recommended them to Council for approval.

¹Journal abbreviations are as follows: JAMC—*Journal of Applied Meteorology and Climatology*; JAS—*Journal of the Atmospheric Sciences*; JCLI—*Journal of Climate*; JHM—*Journal of Hydrometeorology*; JPO—*Journal of Physical Oceanography*; JTECH—*Journal of Atmospheric and Oceanographic Technology*; MWR—*Monthly Weather Review*; WAF—*Weather and Forecasting*; WCAS—*Weather, Climate, and Society*; BAMS—*Bulletin of the American Meteorological Society*; EI—*Earth Interactions*, GOM—*Glossary of Meteorology*

PART II: AMS PUBLICATIONS PERFORMANCE

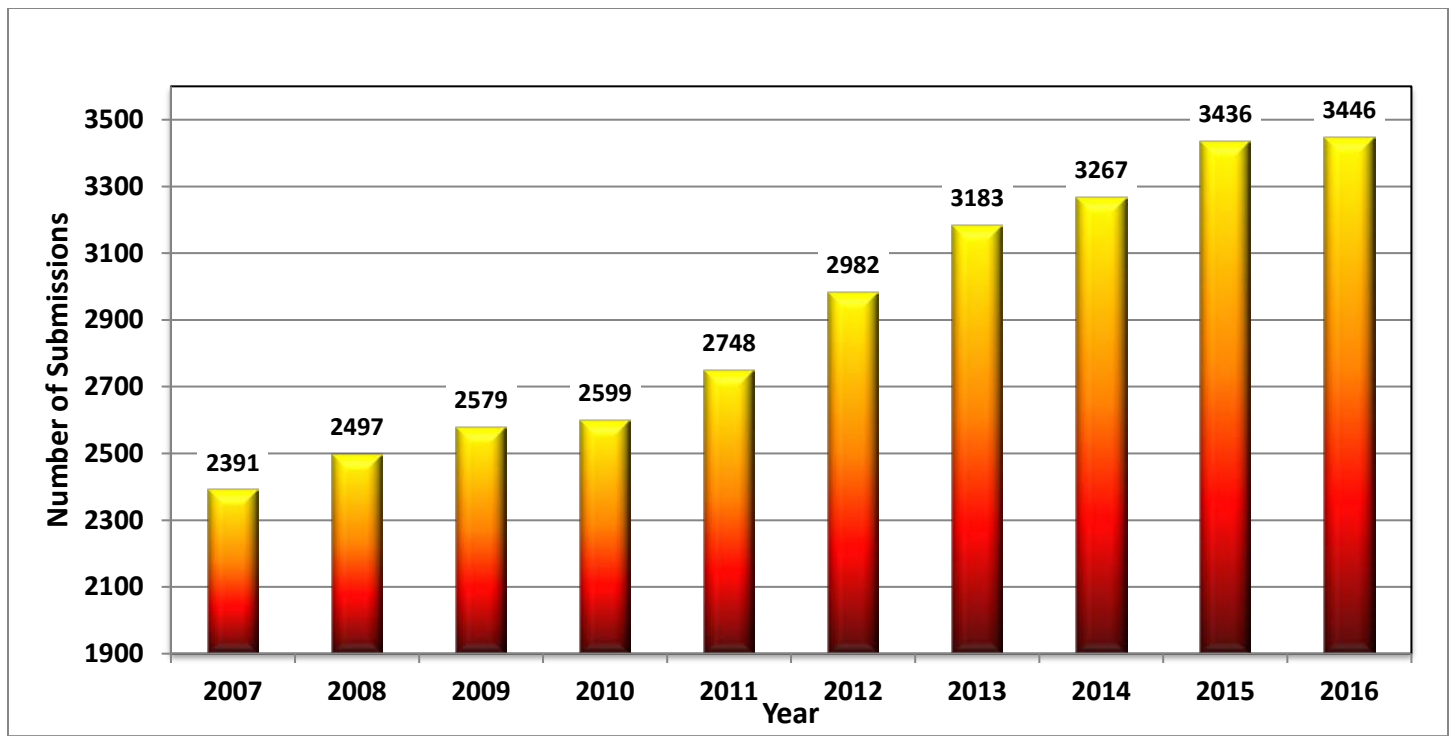
1. 2016 Editorial Operations and Submission Trends

Table 1: Summary of submissions to AMS journals in 2016

Journal	Submissions Received	Final Disposition Cohort ¹							
		Total Final Dispositions	Final Dispositions that were:			Initial Decisions that were:		Average Days to:	
			Accept	Reject	Withdrawn	Major	Minor	Initial Decision	Final Disposition
BAMS	301	304	189	111	4	86	95	52.1	119.5
EI	20	29	16	7	6	24	0	92.9	303.3
JAMC	370	337	156	169	12	175	35	54.6	138.9
JAS	345	340	228	105	7	207	47	53.0	159.9
JCLI	856	796	532	251	13	481	110	71.3	175.2
JHM	270	261	163	90	8	154	26	63.6	161.4
JPO	275	277	187	84	6	126	82	60.9	156.3
JTECH	226	246	183	55	8	142	62	78.7	197.4
MWR	452	420	250	162	8	229	43	48.0	133.3
WAF	206	211	122	84	5	107	28	54.6	137.2
WCAS	125	99	44	52	3	38	12	62.1	142.3
TOTAL	3446	3320	2070	1170	80	1769	540	60.9	156.3
Percent			62.3%	35.2%	2.4%	53.3%	16.3%		

¹ The final disposition cohort excludes editorials, comments and replies as well as transferred manuscripts and manuscripts withdrawn before the review process begins.

A summary of the 2016 publications submissions and editorial decisions are shown in Table 1. Figure 1 is a plot of the number of submissions (including EI beginning 2014) from 2007 to 2016. The table below Fig. 1 shows the 2015–2016 change in each journal’s submissions. A total of 3446 manuscripts of all types (including BAMS proposals) were received by the 11 AMS scholarly journals in 2016, an increase over the 3436 submissions in 2015, repeating last year’s achievement of setting an all-time record high for yearly submissions to AMS journals. Note that EI was not included prior to 2014. JCLI, JAMC, MWR, and JAS continue to be the four largest journals. JAMC had a large increase in submissions for the second year in a row and now exceeds JAS in number of submissions. All journals except JAS, JTECH, JCLI and EI had increases in submissions. The drop in submissions to EI is disconcerting, since it was over 60%. This will be addressed further later in the report. Notably, WCAS saw over a 58% increase in submissions since page charges were removed. If we look over a broader time period (Fig. 2), we can see that all journals except JAS, JTECH and EI are generally experiencing continued growth. A total of 1149 submissions, including BAMS proposals and EI submissions, arrived through April 2017 (Fig. 3). If this rate is maintained, we are on target for 3447 manuscripts, which would be about the same as 2016 if that comes to pass.



*=EI included in totals beginning in 2014

	2015	2016	Δ
JCLI	894	856	-38
JAMC	364	370	6
JTECH	257	226	-31
JHM	238	270	32
BAMS	291	301	10
WCAS	79	125	46
JAS	382	345	-37
JPO	251	275	24
MWR	452	452	0
WAF	175	206	31
EI	53	20	-33
	3436	3446	10

Figure 1: Annual submission rate to AMS journals during the last decade, and the change in submission rate for each journal between 2015 and 2016

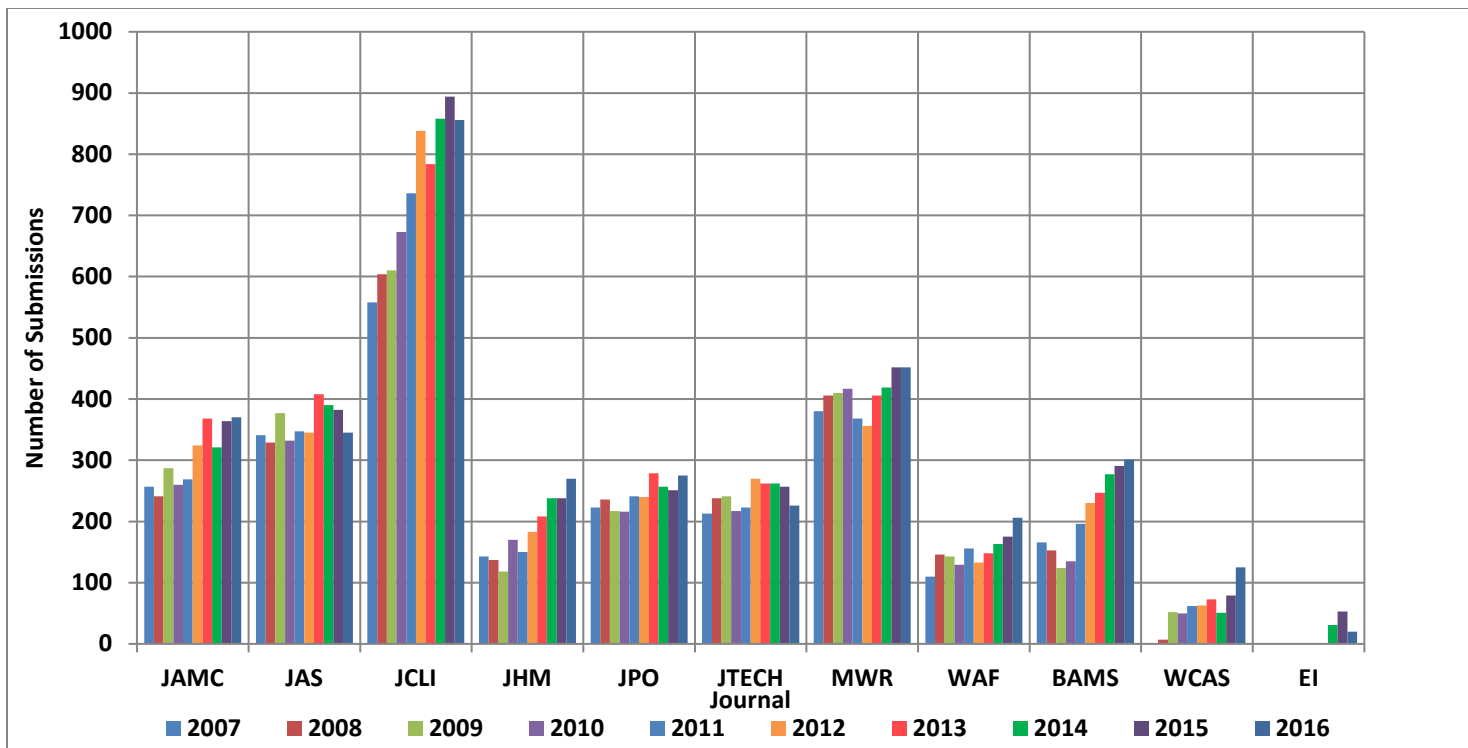


Figure 2: Growth in submissions to AMS journals over the last 10 years

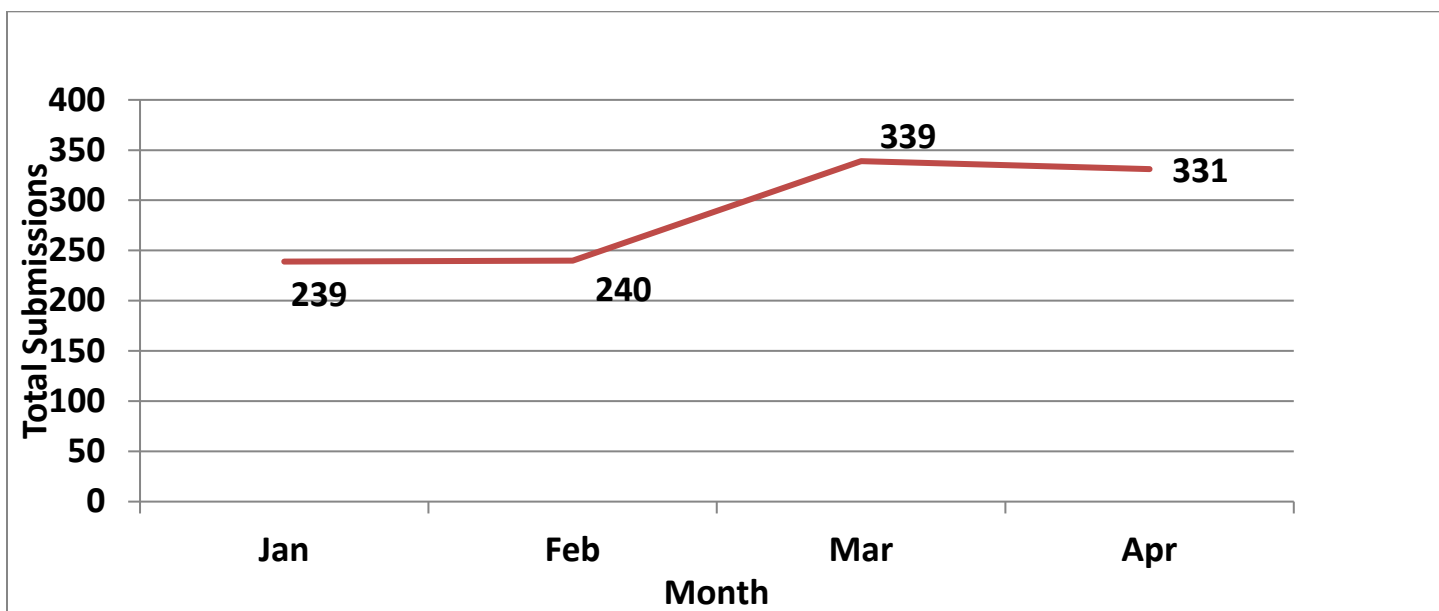


Fig. 3: Total submissions to AMS journals Jan through April 2017

The time for first editorial decision can be seen in the column labeled “Average Days to Initial Decision” in Table 1. The 15-year evolution of this parameter can be visualized in Fig. 4. This is one important metric for editor performance. With continued emphasis within the Commission for improved author service, the time to first editorial decision has been decreasing since 2006 (e.g., 2008: 81 days; 2009: 79 days; 2010: 76 days; 2011: 79 days; 2012: 68.2 days; 2013: 65.5 days; 2014: 68.5 days, 2015: 64.8 days, 2016: 60.9 days). For the fifth year in a row, we have reached our stated Commission goal of 70 days, and now have the lowest average in our history.

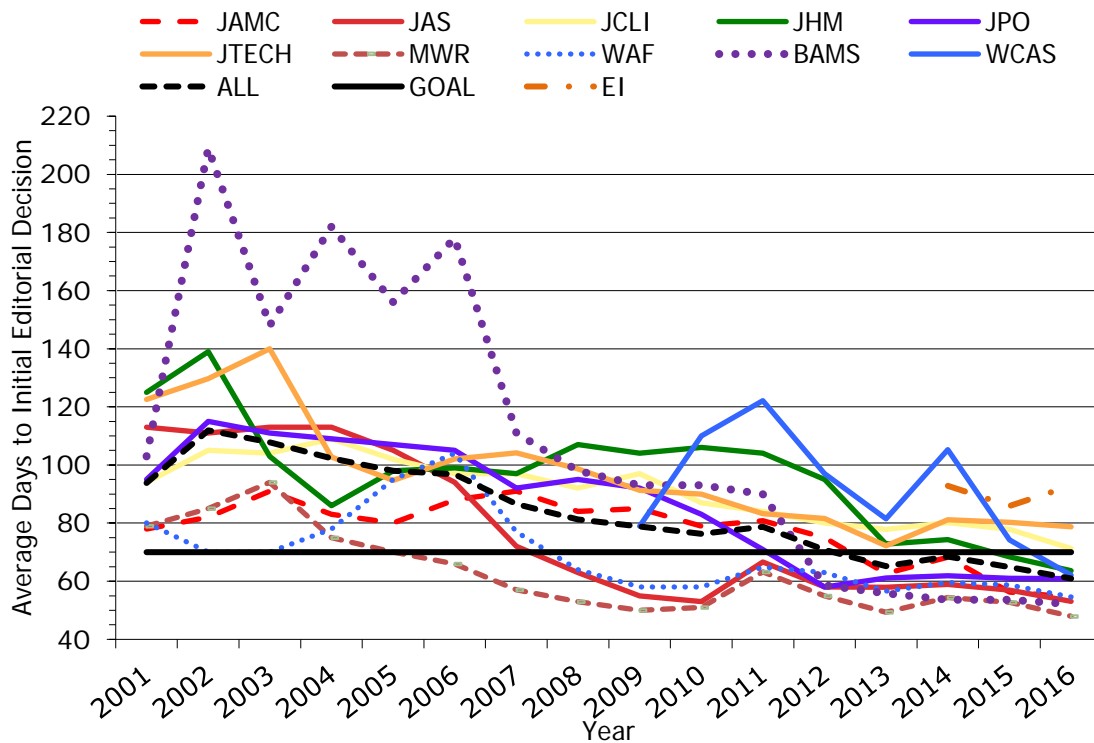


Figure 4: Time to initial decisions for manuscripts submitted to AMS journals (including BAMS proposals)

In Table 1 and Fig. 4, we see that three journals (JCLI, JTECH, and EI) still have not reached the 70-day goal; all others have surpassed the goal, with five journals now under 60 days. WCAS, the worst performing journal in 2014 (105 days), improved dramatically in 2015 to 74.2 days, and even more so to 62 days in 2016. This year, EI was the slowest at 92 days. One factor is that this journal has a small number of submissions, so one paper can strongly influence the average. Nevertheless, this is a concern, which we explore further later in the report.

For the third year, the PC examined the complete statistics of the time to initial decision to try to understand and control outliers. Figure 5 shows these statistics for all journals in 2016. Each Chief Editor is now supplied with a similar graph of their journal. The Chiefs now examine histories of papers that lie on the tail of the distribution. Most have author-specific issues. However, if the delays are found to be a performance problem with a specific editor, that editor is notified. If performance is not improved, the editor is no longer assigned papers and is retired at the end of their term.

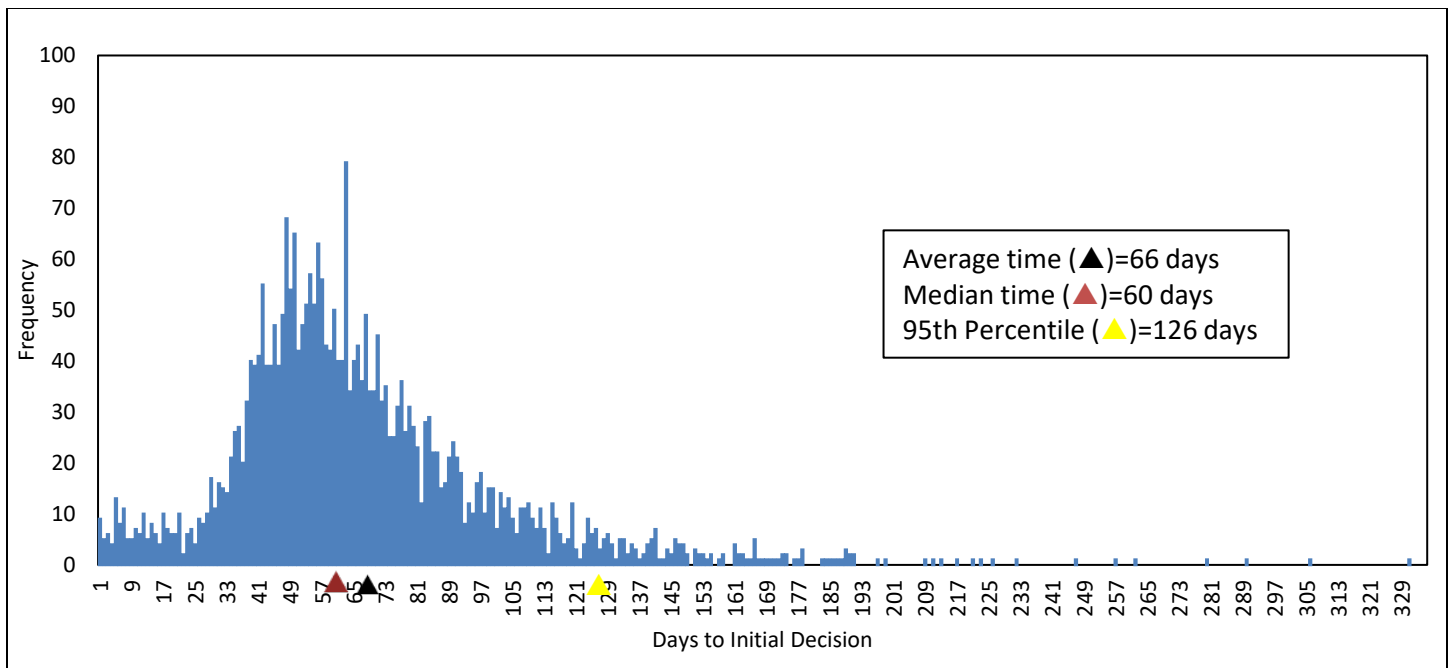


Figure 5: Full statistics on 2016 days to first decision for all AMS journals

Author success rate (62.3%) has declined slightly over the last 7 years. Fig. 6 shows the rates of withdrawals and rejected manuscripts over the last 7 years. The percent withdrawal has held steady, but the percent of rejected manuscripts has increased slowly. There are likely a number of reasons for this increase in rejected manuscripts, such as an increase in submission from authors whose native language is not English, and better attention to plagiarism and self-plagiarism occurrences by the Chief Editors because of the use of Similarity Check/Ithenticate (formally called CrossCheck/iThenticate) software.

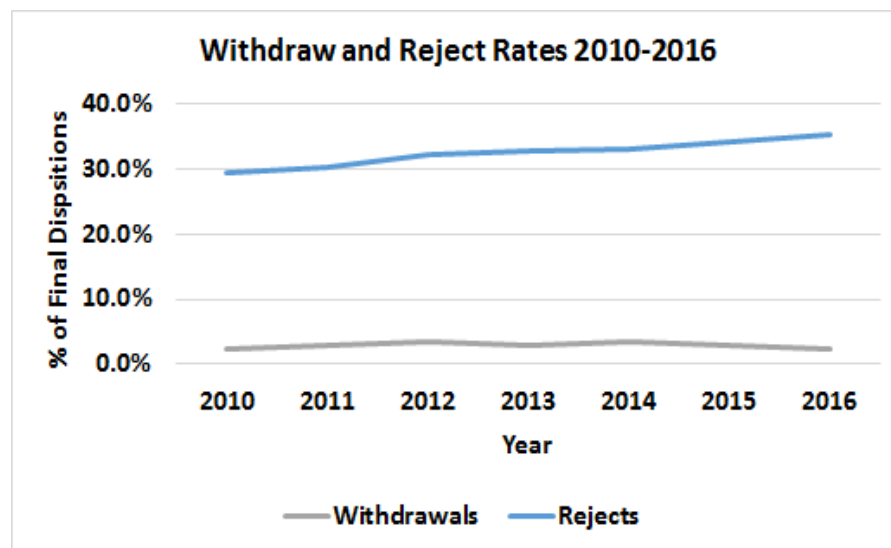






Figure 6: Seven-year history of withdrawal and rejection rate for AMS Journals

2. Editor Performance

The AMS Editorial Board consists of 138 Chief Editors/Editors of scholarly journals including BAMS. The metric that the Publications Commission uses to gauge Editor Performance is based on the time to first editorial decision for a new manuscript. The top-performing Editors, in terms of quickest time to first editorial decision for manuscripts that were not rejected without review, are shown in Table 2. It is worth noting that the time to first decision is not all in the Editor's hands but involves several steps. Figure 7 summarizes these steps and the percent time spent in each step for each of the journals in 2016. We continue to look at ways to reduce time in each step of the process to continue to reduce the time from submission to first decision.

*Table 2: Gold, silver, and bronze star editors for 2016**

 Editor (Journal)	Gold		 Editor (Journal)	Silver	
	Ave. Days to Initial Decision	# Final Disp.		Ave. Days to Initial Decision	# Final Disp.
Rosen (BAMS)	27.3	12	Robinson (JAS)	41.7	46
Schultz (MWR)	35.1	41	Fer (JPO)	42.0	13
Kristovich (JAMC)	39.4	80	Schumacher (MWR)	42.8	17
McTaggart-Cowan (MWR)	39.5	32	Roundy (MWR)	43.4	16
Cessi (JPO)	41.5	15	Heinselman (MWR)	44.2	13

 Editor (Journal)	Bronze		 Editor (Journal)	Bronze	
	Ave. Days to Initial Decision	# Final Disp.		Ave. Days to Initial Decision	# Final Disp.
Waldstreicher (BAMS)	45.1	11	Foltz (JPO)	47.8	33
Zipser (BAMS)	45.6	10	Eastin (MWR)	49.0	24
McMurdie (WAF)	46.7	22	Weckwerth (BAMS)	49.1	13
Kirshbaum (MWR)	47.0	27			
Torn (MWR)	47.6	23			
Morrison (MWR)	47.6	16			

* Manuscripts rejected without entering peer review were excluded from these averages.

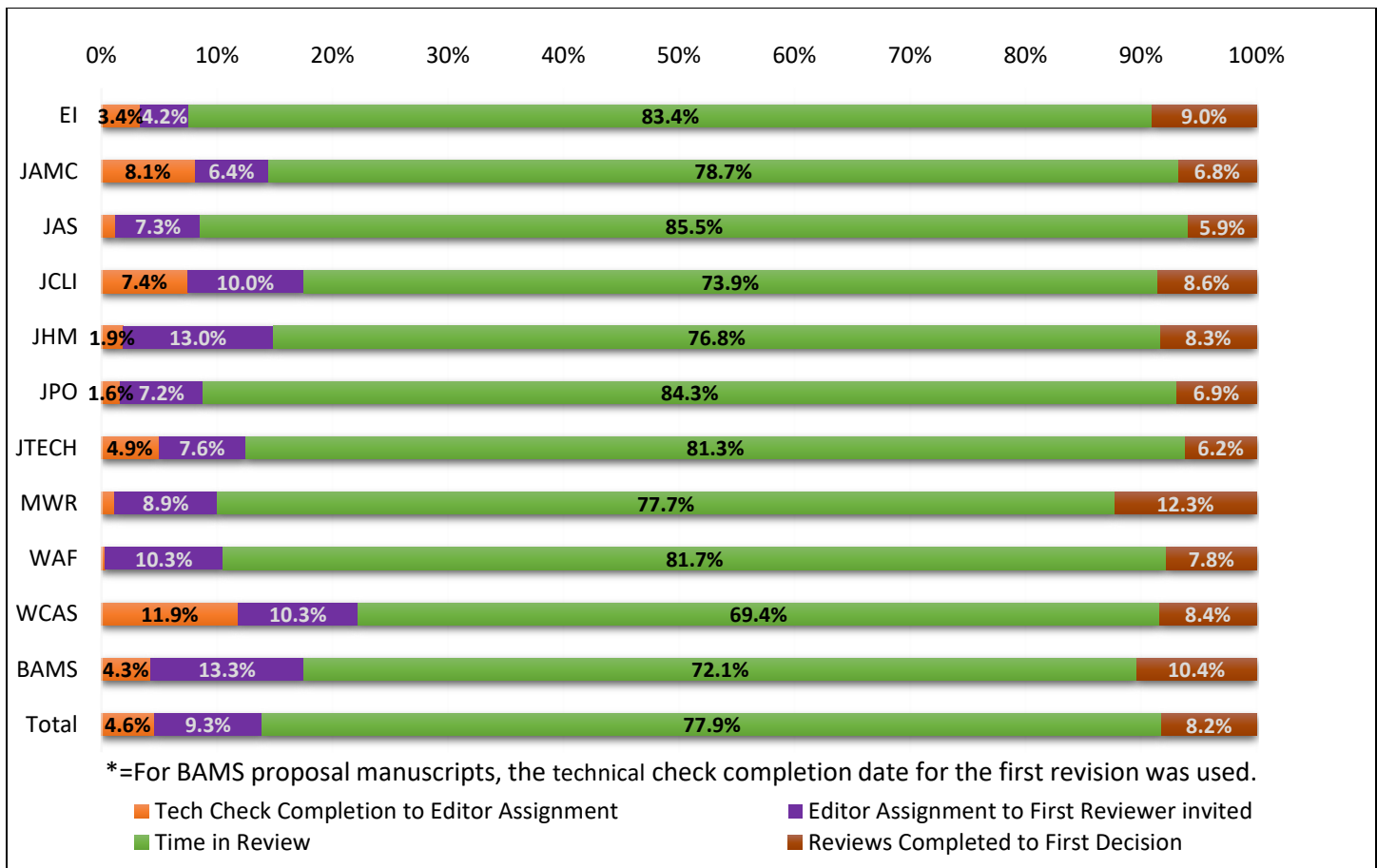


Figure 7: 2016 Percentage of time spent in tech check (qualification), with Chief Editor, with Editor, in review, and after review but before decision, as a percent of total time between initial submission date and first decision

3. Production Time and Article-Based Workflow

Production time is defined in various ways by different publishers. For AMS journals, production time is the number of days between editor acceptance of a paper following peer review and the appearance of the final article online. The AMS publications staff processed 1949 accepted articles in 2016, including monograph contributions that now have a similar workflow to journals. The AMS publications department converted to article-based workflow in late 2015. In the past, publication of an article in final form was delayed until all the articles in a print issue were collected. At that time, all the articles in the issue were released online simultaneously. Now the articles are posted on-line as they are done. The overall average production time for 2017 through April (all journals) was 84 days. The record of 66 days was achieved in April 2016. For more context, the next lowest monthly production time for all journals last year was 70 days in October 2016. Some ground was lost at the end of last year and beginning of this year due to external circumstances and the Annual Meeting (whose impact happens every year). The publications department is successfully getting back to where they were, with the April and May 2017 averages so far of 79 and 72 days. Over the longer term, average production time has decreased from of a high of 269 days in January of 2008 to its April 2017 value of 84 days (Fig. 8). As Fig. 9 shows, this decrease occurred during a period when submissions to our journals increased substantially, a remarkable achievement.

Production of the final articles involves an automated pre-editing step (language and formatting standardization), copyediting, technical editing, typesetting, author review of proofs, AMS review of corrected proofs, assignment to an issue, and transfer of content to the printer and online host. So that authors' work can be disseminated as quickly as possible, the AMS began publishing Early Online Release (EOR) articles in 2010, a process by which the final accepted PDF of the manuscript is made available online and assigned a final digital object identifier (DOI). With the permission of the authors, the fully citable EOR is available online within 7 to 10 days of acceptance. Upon publication, the EOR is taken down from the AMS web delivery system and replaced with the final article. AMS production specialists continue to employ new technologies and ideas to streamline production workflows and increase efficiency, such as employing the Aries Systems ProduXion Manager® (PM) software (a companion to the Aries EM software used by editors and reviewers), and reducing the steps involved in the copyediting and technical editing processes. Reducing production time continues to be of paramount importance to AMS and its authors.

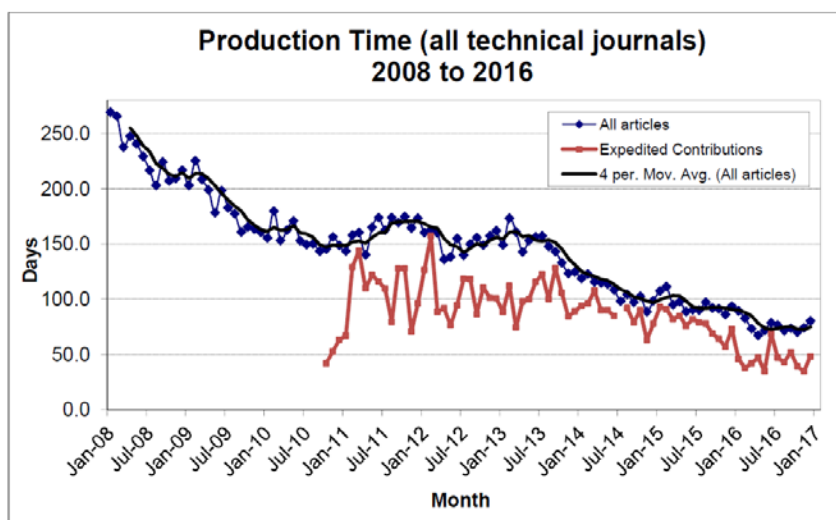


Figure 8: Production time for all technical journals and expedited contributions

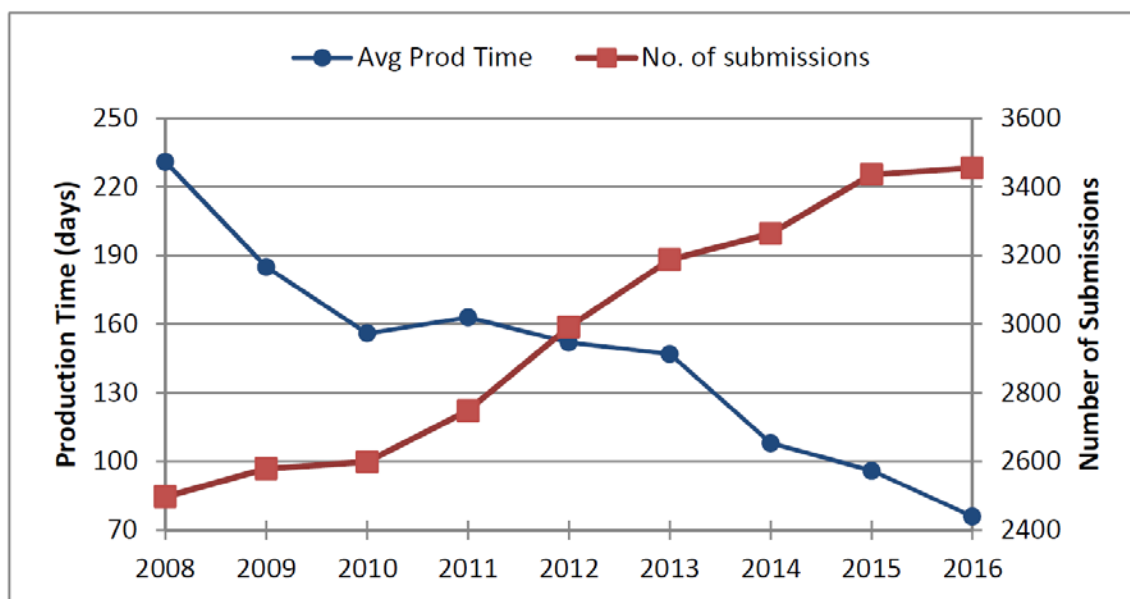


Figure 9: Production time versus number of submissions 2008–2016.

4. Published Pages

Figure 10 shows the trend in published pages in AMS journals since 2007. In 2016, the number of pages published was 34794, an all-time record. Figure 11 also shows the number of articles and average pages per article. The number of published articles, 1949, increased, while the length of articles decreased slightly to an average of about 18 pages. The decrease in the number of articles from the peak in 2014 reflects the reduction in the backlog due to faster production times, rather than a real decrease. We have more accepted papers every year, just better throughput now.

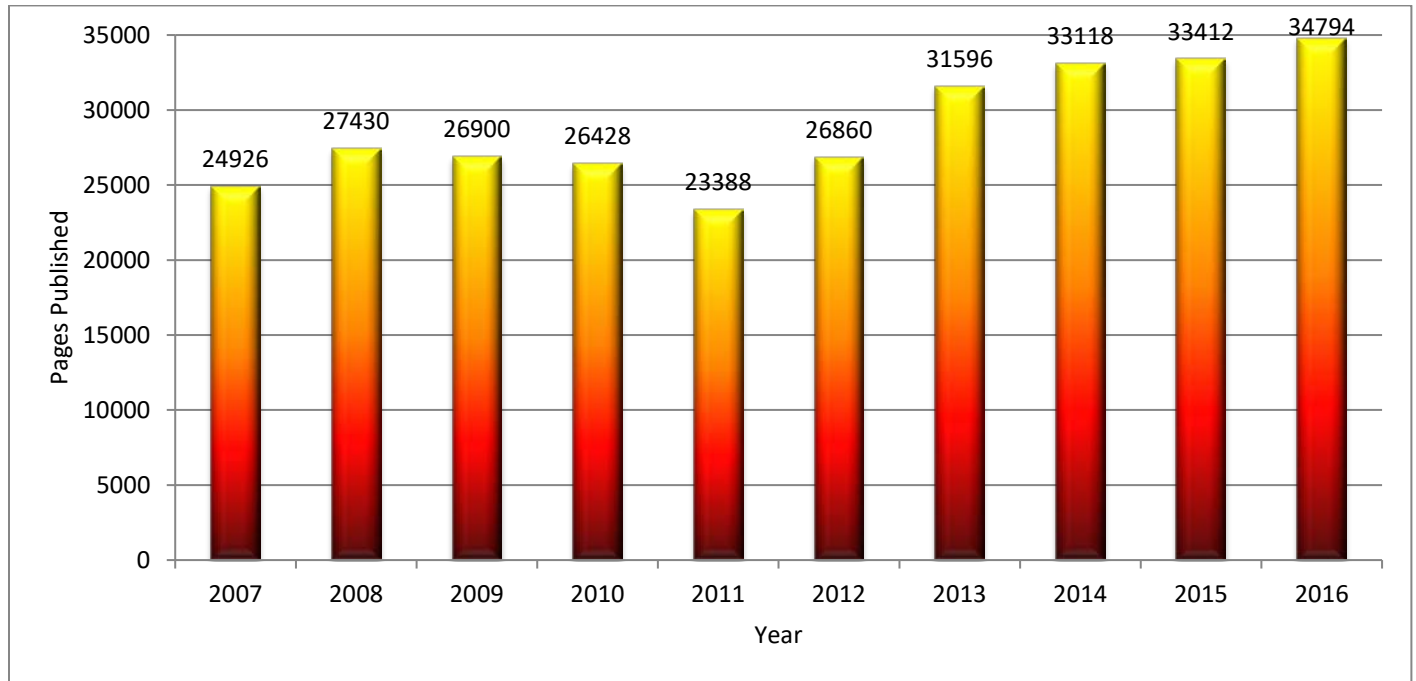


Figure 10: Trends in published pages in AMS journals since 2007

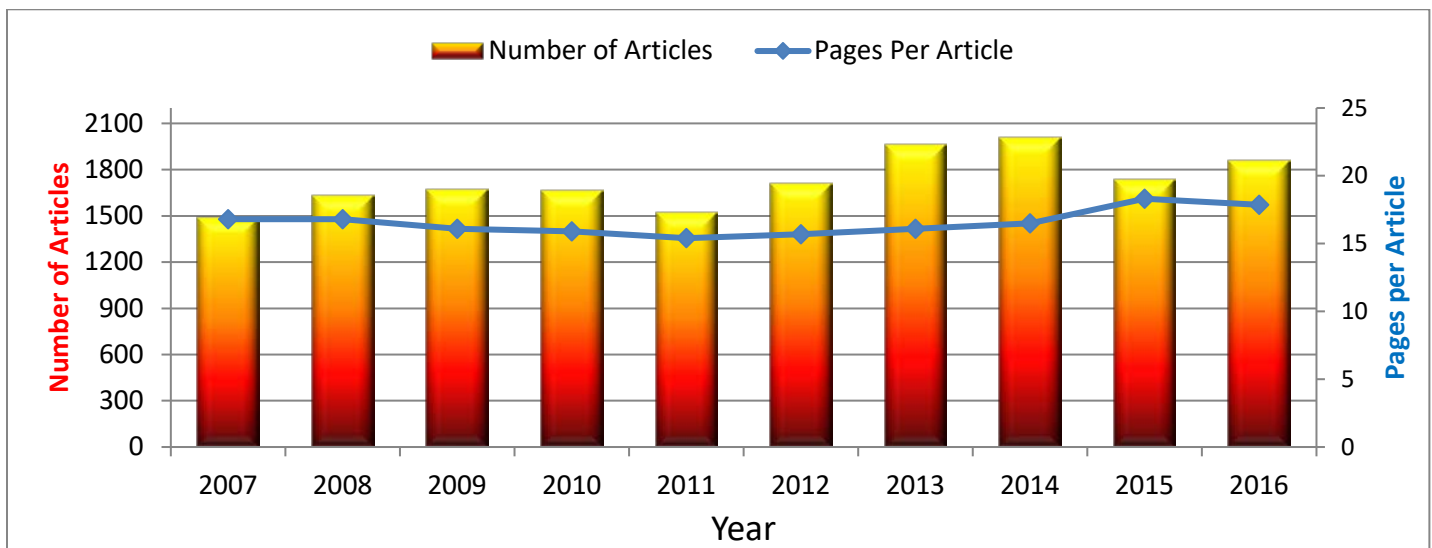


Figure 11: Trends in number of articles and pages per article in AMS journals since 2007

5. AMS Books (report from Sarah Jane Shangraw)

In 2016 AMS Books published a forensic meteorology memoir; took a leading role in establishing the Publications Marketing Group (PMG); and completed its long-term plan to make 86 older monographs and books available through Springer Nature.

Sales and Distribution

In order to broadly disseminate scientific information in book form to various audience levels, AMS maintains strong relationships with its partners in electronic and print book distribution: University of Chicago Press (print and electronic marketing, sales, and distribution to retailers, institutions, and individuals), Springer Nature (electronic distribution to institutions and individuals), The Sheridan Group (AMS online bookstore vendor), and Publishers Shipping and Storage Company (AMS sales and distribution vendor).

Prior years' tremendous unit sales increases due to *The Thinking Person's Guide to Climate Change* by Robert Henson have slowed as expected (as that book gets older and others on the same topic are published); Bob Henson is working on a second edition for late 2018.

As opportunities arise through the donation of archives, we are identifying older AMS publications that are out of print and currently unavailable. Through their discovery and digitization we hope to grow AMS titles available through Springer Nature from 86 to 100 by the 100th Anniversary.

Recent Releases

In late 2016 AMS Books published *Weather in the Courtroom*, a memoir by William H. Haggard, former NCDC director and AMS Certified Consulting Meteorologist (CCM), that takes readers through litigations relating to high-profile weather disasters, such as the Tampa Bay Skyway bridge collapse and the 1985 Dallas-Fort Worth microburst and crash of Delta flight 191. It is an engaging read for specialists and enthusiasts alike, and a great way to raise visibility of the work of consulting meteorologists, the high standards of which the AMS CCM program has helped establish and works to maintain.

Reviews and Awards

This year AMS authors and books have appeared in *CMOS Bulletin*, *WeatherWise*, *Physics Today*, and *BAMS*. The newest title, William H. Haggard's *Weather in the Courtroom*, won an ASLI Choice Award for being an "engaging book that draws readers to, and into, the compelling intersection of meteorology and law." In June 2017 it will be named a winner of the Association Media & Publishing (AM&P) EXCEL Award in the General Audience category as part of the largest and most prestigious award program established to recognize "excellence and leadership in nonprofit association media, publishing, marketing, and communications".

In the Pipeline (titles TBD)

- Midlatitude Synoptic Meteorology Lab Manual
- Canadian Climate History
- Suomi Biography
- Revision of *The Thinking Person's Guide to Climate Change*
- History of Photography and Meteorology
- Meteorology and Time
- Environmental Security

In Discussion (titles TBD)

- A Brief History of Meteorology
- Fujita Biography
- Revision of Midlatitude Synoptic Meteorology
- Dynamics Handbook (complementary to the above)

6. Journal Impact Factor Ratings

Table 4 below shows that four of the top 10 journals in the most recent ranking of Thompson-Reuters Impact Factor® (and 5 of the top 20) in the category of Meteorology and Atmospheric Sciences were AMS titles. BAMS has continued its run with the sixth straight year being identified as the top-ranked AMS journal and one of the top 3 of all journals in the Meteorology and Atmospheric Sciences category. Rises in ranking occurred with WCAS (40 to 38), JAS (19 to 15), and JTECH (37-34). Several declines occurred (BAMS from 2-3, JCLI from 6-7, JHM from 10-16, MWR from 14-22, JAMC from 24-26, and WAF from 34-36). These changes are small, but we are closely watching for trends in future years.

Most Recent (2015) Thompson-ISI Impact Factor Rankings

Category of Meteorology and Atmospheric Science AMS journals
[comparison with prior-year (2014) ranking in parentheses]:

- 3. *BAMS* (2)
- 7. *Journal of Climate* (6)
- 9. *Journal of Physical Oceanography** (9)
- 15. *Journal of the Atmospheric Sciences* (19)
- 16. *Journal of Hydrometeorology* (10)
- 22. *Monthly Weather Review* (14)
- 26. *Journal of Applied Meteorology and Climatology* (24)
- 34. *Journal of Atmospheric and Oceanic Technology* (37)
- 36. *Weather and Forecasting* (34)
- 38. *Weather, Climate , and Society* (40)

*In Oceanography category

Note: *Earth Interactions* is 121/184 in the Geosciences category (72/175 in 2014)

Table 3: ISI Journal Impact factor ratings for 2015, the latest available at the time of this writing

7. Increased interest in open-access

Currently, AMS articles have a one-year embargo on open access by the public. However, authors can pay a fee of \$800 to have their articles open access immediately. The publications department did a study of the interest in open access availability. Figure 12 shows the results for the last three years. Increase in interest in open access

has increased each year. Currently, an average of 18% of authors pay for immediate open access across our journals. The low was 13% for JAS and the high was 25% for JPO.

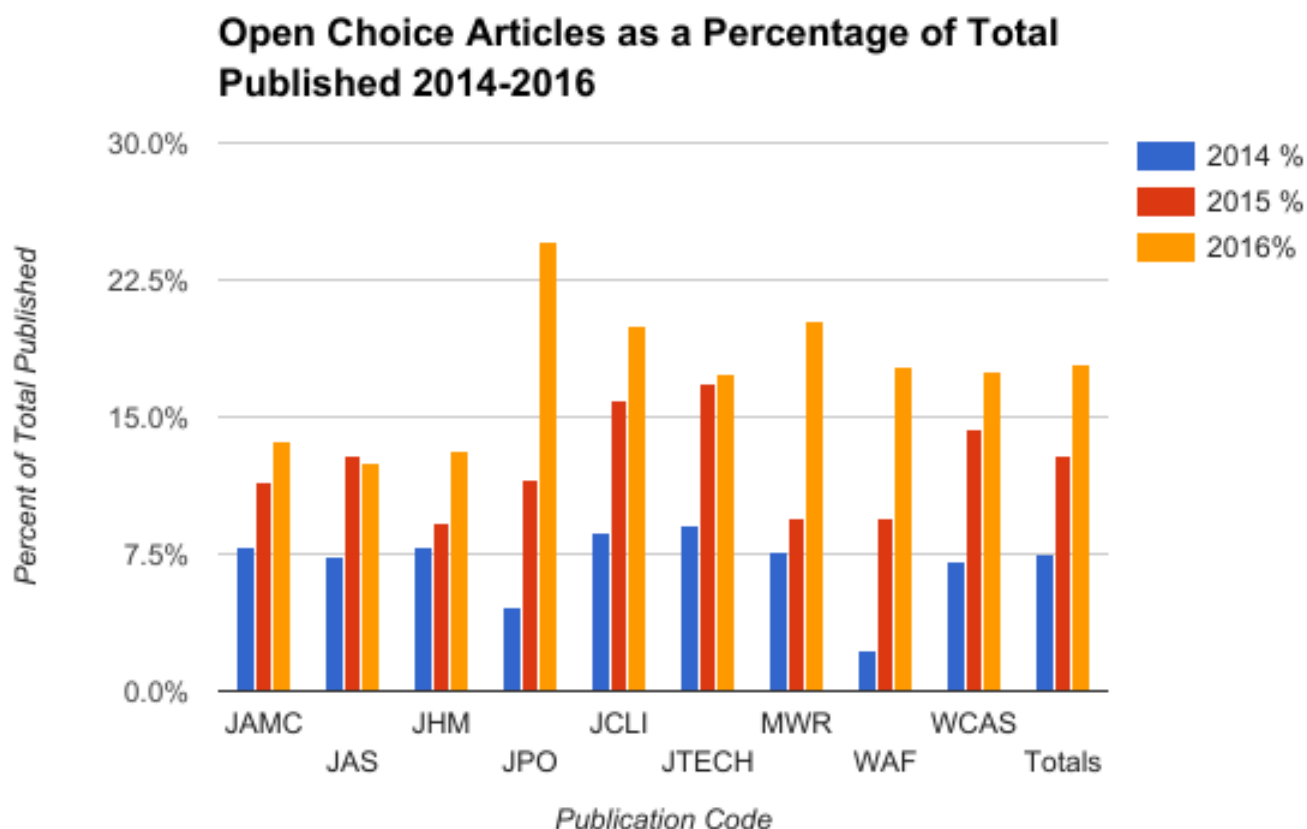


Fig. 13: Open Access choice by authors for each AMS journal

8. International Scope of AMS journals

The publications department conducted a study of the changing international scope of AMS journals over the last 7 years. The results are summarized on Fig. 14. The AMS received submissions from 111 countries since we started using the current manuscript management system. The top 10 countries were usually the same every year but the order may change somewhat. The U.S., China and UK were always the top 3. Non-US submissions have increasing slowly, and now eclipse U.S. submissions as a percent of the total.

Country of Origin of Corresponding Author

“Top Ten” Countries in 2017:

Country	%
UNITED STATES	47.0%
CHINA	17.4%
UNITED KINGDOM	4.6%
JAPAN	3.3%
GERMANY	3.0%
CANADA	2.5%
FRANCE	2.4%
KOREA, REPUBLIC OF	2.2%
AUSTRALIA	1.8%
INDIA	1.6%

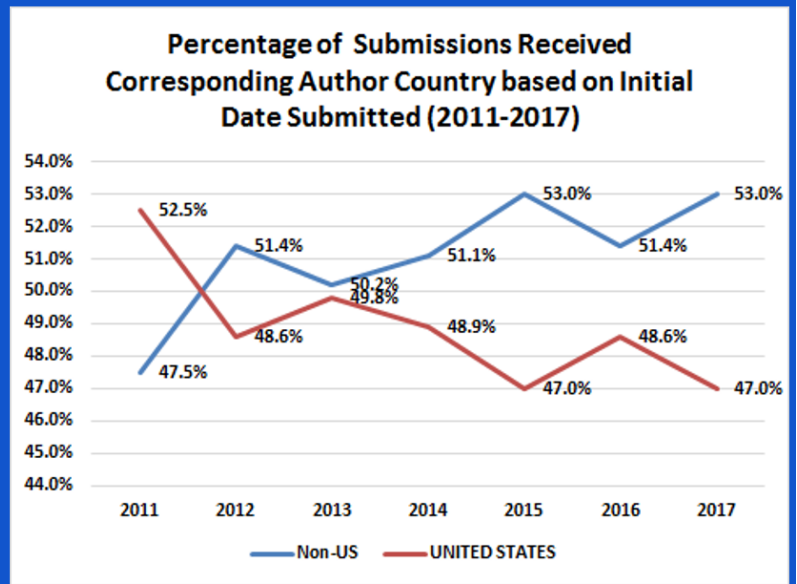


Figure 14: Countries of corresponding author of AMS journals during last 7 years.

PART III: ISSUES AND ACTIONS OF THE COMMISSION

1. Elimination of Expedited Contributions (ECs) starting January 2018

Table 4 shows summary statistics for ECs for 2016. Approximately 6.1% of all submissions start as ECs. To remain an expedited contribution after first review, the paper must be accepted with minor revisions. For papers with reviews recommending major revisions or rejects, the editor has the option of either rejecting the paper or moving it into the standard article workflow. Of the submitted ECs, about 65.4% remain as ECs and 34.6% are converted or rejected. These numbers are close to accept/reject statistics of all AMS submissions. The time to initial decision ranged from 33 to 69 days for all journals. The average time to initial decision for all journals was 44 days, and the average time to final decision was 56 days.

Table 4: Summary of 2016 expedited contributions to AMS journals

Journal	Expedited Contributions handled in 2016:				Total Number of Submissions	Percentage of 2016 Submissions:		Average Days for ECs to:	
	Were Handled (carry over + new)	Were Converted to Articles	Reached Final Disposition as ECs	Are Under Consideration in 2017		Beginning as ECs	Expedited Contributions Converted	Initial Decision	Final Disposition
EI	2	1	0	1	20	5.0%	0.0%	42.0	
JAMC	21	9	10	4	370	4.1%	33.3%	41.2	57.1
JAS	24	11	8	7	345	5.8%	40.0%	33.5	35.9
JCLI	74	37	25	30	856	6.5%	44.6%	54.7	66.4
JHM	15	9	4	5	270	3.7%	40.0%	46.3	65.8
JPO	33	7	18	11	275	10.5%	17.2%	39.3	55.1
JTECH	29	13	15	4	226	8.0%	38.9%	55.6	68.5
MWR	27	9	17	5	452	4.6%	23.8%	26.5	43.4
WAF	17	8	9	2	206	7.3%	40.0%	37.5	32.2
WCAS	9	4	5	2	125	4.8%	16.7%	69.4	78.2
TOTAL	251	108	111	71	3145	6.1%	34.6%	44.8	56.0
Average Days to Initial Decision for All ECs = 44.8					Average Days to Initial Decision for All Articles (Excluding BAMS) =61.8				
Average Days to Final Disposition for All ECs = 56.0					Average Days to Final Disposition for All Articles (Excluding BAMS) =160.0				

Expedited contributions (ECs) have been a feature of AMS journals for six years. The twin goals of ECs when they were established were to reduce the time from submission to publication of research papers and to encourage authors to develop short, concise contributions to the journals. When ECs were created, the time to initial decision was nearly 80 days, and the production time after acceptance was 160 days. In 2016, the time to initial decision was reduced to 60 days and the production time is now 80 days. In addition, with the introduction of Early On-Line release, papers appear online with a DOI within 10 days of acceptance. As greater efficiency in the review process and production has been achieved the interest in submission of ECs has declined. Currently, only 6.1% of submissions arrive as ECs. The PC criteria for ECs is that they undergo review with only minor revisions. Those with major revisions are converted to articles, and put into the regular workflow. In 2016 34.6% of the submissions were converted. Taking this into account, only 4% of all submissions are now processed through the workflow as ECs. This processing comes with a large amount of overhead in finding reviewers that are willing to return reviews in 2 weeks, separation of papers into 2 classes, and special attention to the papers by the PRSA staff.

To assess the value of EC submissions, the commission undertook an analysis of the ECs. Fig. 12 shows the trend in submissions of ECs since 2012. There is clearly a declining interest in ECs from our authors. The PC also examined the difference in time to initial decision between articles and ECs (Fig. 13). This difference

declined from 29.2 days to 17 days. The PC also analyzed other statistics, such as the number of reviewers that had to be invited to obtain sufficient reviewers for a manuscript, the number of days required to obtain reviewers, and the reject rates for ECs vs articles. Based on all of this information, the Commission concluded that ECs were no longer a feature that the vast majority of AMS authors used, and no longer served the purpose of significantly reducing the time from submission to publication of research papers to warrant their continuation. Based on the analysis, the Commission voted unanimously to eliminate Expedited Contributions starting January 2018. An editorial announcing this decision and the reasons for it will be published with a target date of September 2017 so that our authors are well informed of this change. All papers submitted as ECs prior to January 2018 will continue as ECs through production.

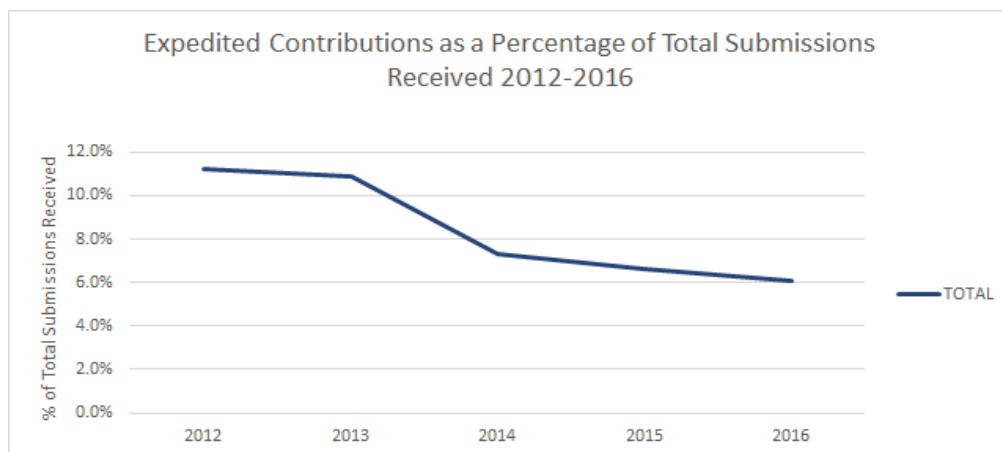


Fig. 12: Trend in EC submissions by authors from 2012 to 2016

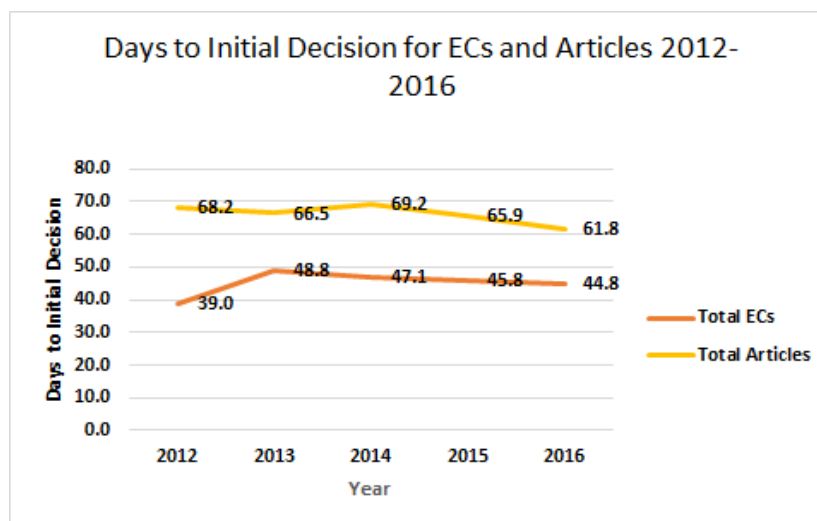


Fig. 13: Trend in time to initial decision for articles and ECs from 2012 to 2016

2. Council Committee Recommendation for nomination of Chief Editors and Editors

At the September 2016 Council meeting, concern was raised by some council members about the transparency of the procedures by which editors and chief editors were chosen to serve on the Commission and diversity in the editor and chief editor pool. An ad-hoc task group of the council (James Kinter, Susan Jasko, and Dennis Lettenmaier) was asked to examine this issue. In February, the publication commissioner was sent a proposal by the task group to change the current procedure for editor selection to address the twin issues of transparency and diversity. The proposal was:

Proposed procedure for selection of AMS Chief Editors and Editors

We propose that AMS transition to a more open and systematic process for selection of Chief Editors of AMS journals, which would involve a search procedure, as follows:

- a) Council, in consultation with the Publications Board Chair, would select an ad hoc search committee of 3-5 AMS members, including a member of the AMS Council Executive Committee (ex officio), at least six months in advance of the end of the term of each Chief Editor.
- b) The committee would solicit nominations from the membership (including self-nominations). Eligible candidates would include current active editors of the journal in question and editors of journals in a closely related field.
- c) The committee would review the nominations to form a short list of 3-5 candidates, determine willingness to serve, and conduct interviews. The committee would be encouraged to use available performance data about active editors in its deliberations. The committee would make a recommendation to Council at least three months in advance of the expiration of the term of the then-serving Chief Editor.
- d) This procedure, when adopted, shall be announced in each AMS journal, e.g. via a Letter from the Editor.

We also propose that AMS should recruit journal editors more broadly with a solicitation that is as broad and vigorous as possible to reach a diverse population of candidates, including early-career scientists and practitioners, including:

- a) Prominent display on the AMS web site of the announcement of the volunteer opportunity, particularly in the portions of the web site where Publications are discussed.
- b) Position availability advertisements in the Bulletin and or other electronic communication to members.
- c) A social media campaign to more broadly distribute notice of the opportunity, possibly including the following: having all committee and other group chairs email their members directly; announcements on popular media vehicles (e.g. WeatherGeeks, WeatherBrains, and key bloggers in the community); a web page and a podcast about the publications, the editors, and the qualities of a great editor; work with the early career committees to develop a presentation about service in the field and have a presenter focus on career development that would include an editorship (eventually); and feature a spotlight on the editors on the webpage.
- d) Announcement of the open position(s) should be communicated to members through commissions, committees, and other units.

The proposal was brought before the Publication Commission for discussion. This discussion occupied a major part of the Commission deliberation at its annual meeting in late May 2017. The commission agreed with the

council that every effort should be made to reach a diverse population of candidates, and that there should be greater transparency in the selection process. However, they strongly disagreed with the proposed solution to achieve these goals.

The Commission believes that the primary underlying principal that must be considered in choosing all editors of our journals (chief editors, editors, and associate editors) is maintaining the highest quality of peer review across all of our publications. The proposed process, in the commission view, has the potential to weaken the quality of peer review because of the potential for appointing editors and chief editors with inadequate experience. That said, the PC agrees that changes should be made to the current process. The commission developed an alternative proposal which it believes will achieve the twin goals while maintaining the integrity and highest standards of peer review. The proposal is below:

Publication Commission: Alternate proposed procedure for selection of AMS Editors

(This proposal was adopted unanimously by vote of the publication commission.)

The publication commission, to advance the twin goals of (a) achieving greater transparency in the selection process of chief editors, editors, and associate editors and (b) achieving greater diversity within the editor pool, will:

- 1) Better inform reviewers of AMS manuscripts of opportunities to serve as associate editors and editors by including a link to information about these opportunities in all future reviewer invitation emails.
- 2) Develop a webpage accessible from that link (or directly from the internet) that
 - (a) describes the function of the publication commission
 - (b) outlines the duties, responsibilities, and expectations of each editor class and the commissioner,
 - (c) explains the process by which all classes of editors are selected
 - (d) provides links that individuals can follow to add their names and other professional information to a database for volunteer service.
 - (e) Use the database as one resource to identify potential candidates for future editor positions.

The current procedure whereby the publication commissioner recommends chief editor candidates to the council for approval has functioned well over the history of AMS publications and should not be changed as proposed by the ad hoc task group of the Council.

Explanation: The best source of new editors for our journals is the pool of scientists who serve as our reviewers. Currently, we do not have a mechanism to determine who, of the thousands of individuals that review our manuscripts, might be interested in serving as associate editors, editors, or ultimately chief editors. The proposed procedure provides that mechanism. Each and every reviewer, every time they review a paper, will be presented with the opportunity to add their name to a database that editors can access when recommending associate editors (for approval by the chief editor), and that chief editors can access when recommending editors (for approval to the Commissioner). Candidate volunteers will have complete information about the duties, responsibilities, and expectations for associate editors and editors before they add their names to the database. The big advantage of this process in maintaining the highest quality of peer review is that commission members will have the performance record of each candidate within our database. Before an appointment, a Chief Editor and the Commissioner will be able to internally determine a candidate's promptness in returning reviews, biases in reviewing (e.g., do they consistently reject all papers they review?), and willingness to take on reviews. Current editors and chief editors, with guidance from the commissioner, can make conscious efforts toward diversifying the pool of editors across gender, race, ethnicity, and nationality when choosing candidates. The commission believes that this "bottom up" approach has the greatest opportunity to engage and inform the broad scientific

community of editorial opportunities and promotes inclusiveness and diversity. It will encourage young scientists to become involved, while vetting candidates to be sure they have a record of quality service to our journals.

Why keep the same procedure for appointment of Chief Editors? Appointments of Chief Editors are currently done by the Council, not the Publications Commission. The Commissioner recommends candidates to Council which they can accept or reject. The commissioner currently solicits candidates for Chief Editor from the existing pool of Editors whenever possible. This is because (1) the editor's record of performance is available and (2) our editors are well versed in the AMS editorial process. If no candidate is available from the editor pool, the Commissioner, in consultation with the current Chief Editor, other Chief Editors with expertise in the area of the journal, and/or other scientists who are experts in the field, solicits the names of senior individuals as potential candidates in the required area of expertise. These individuals are selected based on solid records of publishing and reviewing in the area of expertise required for the journal. Finding volunteers is always challenging. People with expertise and solid records are always well established, have many responsibilities beyond their day jobs, and almost never willingly would volunteer for such a position when seeing an advertisement because their schedules are already demanding. They must be asked to serve, and when they agree to be considered, it is typically because they are committed to the goal of quality of publication and peer review. When an individual is identified, the AMS Council is provided with the individual's resume. The Council has the responsibility of appointing the individual or asking the Commissioner for alternate candidates. If the Council believes the process of choosing the candidate was not fair, the process does not meet AMS goals for diversity, or has concerns for any other reason, the Council can reject the nomination, recommend alternative candidates themselves, or request that the commissioner seek a new nomination. This process has been in place for at least two decades (based on the recollection of the last three commissioners), has functioned well for our journals, and has maintained the reputation of the publications of the AMS.

3. Gender diversity and publications at the AMS

The reviewer pool is the best database from which we can draw candidates for editors. One question that arose in discussing editor selection is whether the AMS reviewer database and/or current editor suite itself suffers from lack of gender diversity. Recent articles in Nature and EOS provide a view of the issues facing female scientists that should be concerning.

Journals invite too few women to referee

<https://www.nature.com/news/journals-invite-too-few-women-to-referee-1.21337>

Data Illuminate a Mountain of Molehills Facing Women Scientists

https://eos.org/features/data-illuminate-mountain-molehills-facing-women-scientists?utm_source=eos&utm_medium=email&utm_campaign=EosBuzz012717

Furthermore, two studies,

MacPhee and Canetto, 2015: Women in Academic Atmospheric Sciences, BAMS, pp: 59-67

<http://journals.ametsoc.org/doi/pdf/10.1175/BAMS-D-12-00215.1>

Holmes et al., Gender Imbalance in U.S. Geoscience Academia, Nature Geoscience (2008) 1(2): 79-82

<http://digitalcommons.unl.edu/cgi/viewcontent.cgi?article=1056&context=geosciencefacpub>

find that about 20% of positions in academia in the geosciences are held by women.

The Commission investigated the issue of gender bias to the extent possible with existing data. Based on the latter two studies above, the PC expectation is that at least 20% our reviewers and editors should be women. Unfortunately, we learned that the AMS Editorial Manager system does not request information about gender, so we were unable to interrogate the system to obtain any reviewer statistics. We were able to examine our editor pool. The results are shown in Table 5

Table 5: Percent of Female Associate Editors, and Editors and Editors in Chief in AMS Journals

Journal	#Associate Editors (total)	# Female	% Female
EI	3	2	66.7%
JAMC	13	2	15.4%
JAS	15	4	26.7%
JCLI	63	11	17.5%
JHM	34	5	14.7%
JPO	12	1	8.3%
JTECH	19	3	15.8%
MWR	85	21	24.7%
WAF	34	5	14.7%
WCAS	8	6	75.0%
Total	286	60	21.0%

Journal	# Editors and EiCs (total)	# Female	% Female
BAMS	21	5	23.8%
EI	2	0	0.0%
JAMC	8	2	25.0%
JAS	15	5	33.3%
JCLI	20	5	25.0%
JHM	6	2	33.3%
JPO	9	2	22.2%
JTECH	9	1	11.1%
MWR	18	5	27.8%
WAF	7	3	42.9%
WCAS	4	2	50.0%
Total	98	27	27.6%

Based on the information available, the Commission adopted a proposal to reduce gender bias in all aspects of the publication process at the AMS. The following recommended action was adopted by unanimous vote of the commission:

PC Recommendation

The Commission accepts the conclusions of the *Nature* article concerning potential unintended gender biases in reviewer selection, even though the AMS can't demonstrate that bias with the data we currently collect concerning reviewers. The proposal calls for:

1. Resource materials will be made available for all editors that emphasize the importance of diversity in reviewer selection.
2. The *Nature* article will be provided through the Editor's Guide Newsletter to all current Editors and Chief Editors along with a statement of the PCs commitment to the importance of diversity in reviewer selection.
3. The Commission will continue to explore new approaches to reduce potential biases in reviewer selection.

4. Should term limits for be required for editors?

At the 2016 Council meeting, a discussion developed about imposing hard term limits for Editors and Chief Editors of AMS journals. The commissioner brought this discussion to the attention of the commission so that the full commission could provide a recommendation to council as to whether such an action would benefit AMS publications.

Current policy is that all editors (Associate Editors, Editors and Chief Editors) are initially appointed for 3 year terms. At the end of their terms, they can be considered for a two year extension. Subsequent renewals in two year increments are also possible. No limit is currently imposed on the number of extensions that can be granted. Council has the authority to not reappoint Chief Editors at the end of their terms, and to request that the Commissioner not reappoint editors at the end of their terms. Council also has the authority to terminate chief editors and editors at any time during their terms if situations arise that would require such a decision.

For some perspective, the longest serving editor (that members of the PC could recall) was 18 years (Monthly Weather Review: Fred Sanders). There are a few with 10-12 years of service (among them Joe Klemp, Dave Jorgensen, and Bob Rauber all of whom later served two terms as Publication Commissioners). These are rare. Nearly all serve at most 3-4 terms before retiring.

The issue of term limits was discussed among the Commission at its annual meeting in May. After deliberation on the pros and cons of requiring term limits, the commission developed a unanimous recommendation.

Recommendation: The current system for retiring editors and chief editors should not be changed.

Explanation: Under the current system, editors and chief editors are appointed for an initial three year term. At the end of the term, the commissioner has the option of reappointing or retiring editors, and the commissioner also has the option of retiring chief editors or recommending them to council for another term. Council already has the authority to approve or decline the reappointment of chief editors. Subsequent terms are two years long, after which another reappointment or retirement decision is made following the same procedure.

The commission believes that editors and chief editors who have a record of excellent performance, who have, based on past decisions, not generated concerns about bias with authors or the commission, and are willing to continue their volunteer service with another term, should not have their editorial service terminated due to an arbitrarily set term limit.

5. Progress in Revival of Meteorological Monographs

Prior to 2016, the last Meteorological Monograph published by the AMS was released in 2008. The long hiatus in the release of new monographs was the result of a number of problems, including author disinterest because monograph articles were only accessible in print, that monograph articles were not included on Web of Science,

and that monograph articles only appeared after the last (slowest moving) article was reviewed and published. In 2014, the Commission took action to revive AMS Monographs by bringing on a new Chief Editor, moving articles into the on-line workflow, publishing articles on-line as they became available, negotiating with Thomson-Reuters to get the articles referenced on the Web of Science, and soliciting new monographs. This approach has been remarkably successful. Two new monographs were published in 2016:

- ***The Atmospheric Radiation Measurement Program (ARM): The First 20 years***
 - 30 chapters and 3 appendices
- ***Multiscale Convection-Coupled Systems in the Tropics: A Tribute to Michio Yanai***
 - 16 chapters and a tribute

Both monographs are also available for purchase as case-bound volumes.

A third monograph is in development:

- ***Ice Formation & Evolution Monograph (7 chapters already on line)***
 - Background and Overview
 - Cirrus Clouds
 - Contrails and Cirrus
 - Secondary Ice Production
 - Ice Nucleating Particles
 - In-Situ Measurement Challenges
 - Cloud Ice Properties

We expect more topical monographs in the future with the new paradigm for monograph publication.

6. Special AMS Monograph for 100 year celebration at 2020 annual meeting

As part of the AMS 100 year celebration, the Publications Commission and Council approved the development and publication of a monograph celebrating 100 years of scientific research at the AMS. The current plan is that the monograph will consist of 22 articles which together will review 100 years of progress at the AMS in key fundamental areas of research, and the grand challenges in those areas of research in the coming decades. We expect that the articles will have high visibility and should be well cited for multiple years after the monograph's publication. As of later May 2017, we are still identifying lead authors of the articles. The lead authors are free to structure the article in any way that they feel appropriate, include whatever material/figures needed to summarize the progress in the area being reviewed, and to invite any co-authors they would like to assist them with preparation of the article. The AMS is providing special resources to help authors prepare the articles.

Some key points about the monograph:

- The published volume will be for sale at 2020 AMS Annual Meeting in Boston
- Articles will adhere to 60 double-sided type pages (not including references, figures and tables), a length greater than standard AMS articles.
- There will be no page charges to authors
- All articles will be open access to increase their exposure.
- Although the printed volume will not be available until January 2020, articles will be published on-line as soon as they are accepted.
- All articles will be referenced on Web of Science

- The same review process applied to articles submitted to other journals will be applied to articles submitted for publication as part of the monograph.

The proposed timeline for publication of the monograph is:

- June 1 2017: Lead writers determined.
- December 31, 2017: Writers finish articles
- October 31, 2018: Articles reviewed & revised.
- Nov. 1, 2018 to Mar. 31, 2019: Articles in production at AMS, start to appear on line.
- September 1, 2019: Monograph printed
- January 1, 2020: Printed monograph on sale at 2020 annual meeting.

Listed below are all the chapters. As of June 8, 2017, potential authors for all chapters have been contacted. If an author has accepted the invitation to lead the writing of the chapter, their name is listed.

- **FORWARD** (Rauber (Commissioner), McFarquhar (Chief Editor), Seitter (Exec Director)
- **HISTORY OF THE AMERICAN METEOROLOGICAL SOCIETY** Seitter
- **DYNAMICS OF ATMOSPHERE-OCEAN VARIABILITY** ?
- **GENERAL CIRCULATION OF THE ATMOSPHERE** Held
- **EARTH'S CLIMATE AND CLIMATE FORCING** Ramaswamy
- **WEATHER AND CLIMATE MODEL DEVELOPMENT** Randall
- **FORECASTING AND NWP APPLICATIONS** Benjamin
- **TROPICAL CYCLONE RESEARCH** Emanuel
- **EXTRATROPICAL CYCLONE RESEARCH** Schultz
- **CLOUD PHYSICS, AEROSOL AND AEROSOL CHEMISTRY RESEARCH** Kreidenweis
- **ATMOSPHERIC GAS-PHASE CHEMISTRY** ?
- **SEVERE STORM RESEARCH** Doswell
- **MESOSCALE METEOROLOGICAL RESEARCH** Houze
- **APPLIED METEOROLOGY** Haupt
- **HYDROLOGY** Peters-Lidard
- **OCEAN PHYSICS AND DYNAMICS** Wunsch
- **ATMOSPHERIC OBSERVING SYSTEMS** Stith
- **OCEAN OBSERVING SYSTEMS** Davis
- **SATELLITE ATMOSPHERE OBSERVING SYSTEMS** Ackerman
- **SATELLITE OCEAN OBSERVING SYSTEMS** Fu
- **ATMOSPHERIC SOCIAL SCIENCE** Lemos
- **POLAR METEOROLOGY** Walsh
- **BOUNDARY LAYER METEOROLOGY** LeMone
- **UNDERSTANDING EARTH'S MIDDLE ATMOSPHERE** Baldwin

We fully expect to have all chapter authors identified within the first two weeks of June.

7. Study to assess feasibility of publishing titles and abstracts of AMS articles in foreign languages

One of the goals of the AMS in the next century of its history is to more fully engage meteorological societies in other countries. This effort is currently underway with formal agreements with the Chinese, Australian, Indian, and Canadian Meteorological Societies. In line with this international focus on the future, the PC considered whether the AMS should consider publishing abstracts in other languages. This concept was first floated as a possibility during our recent engagement with the Chinese Meteorological Society. AMS representatives visited Beijing in October 2015, and representatives from the Chinese Meteorological Society in turn attended the PC meetings in both January and May 2016, and January 2017. Currently some non-AMS journals (not meteorological) provide abstracts in more than one language. The PC discussed whether the AMS consider something similar, as a way of expanding the readership in key languages. Initially we focused on Chinese, since we were working closely with the CMS and there are a large number of Chinese scientists. The PC established an ad-hoc committee to investigate the costs and complexities of such an endeavor, and the AMS staff, led by Brian Papa, conducted a study to determine the feasibility. The complete study is included as *Appendix C*.

The PC deliberated the results of the study at its May 2017 meeting. **The unanimous recommendation of the commission is that the Council not move forward on this concept.** There are a number of reasons for the recommendation. The primary reason for the recommendation is that authors will not be able to review translated content to ensure accuracy. For example, if an English-only speaking author were to have the abstract of his/her paper translated by a translation service into Chinese, the author would have no way to read the translation to determine if the scientific content accurately reflected that of the English language abstract. AMS editors would fare no better, making the translated abstracts difficult to peer review. The PC was reluctant to have any text appear in any language in our publications without rigorous peer review. Ensuring peer review of the translated content would add extra administrative burden to our editorial system. Furthermore, the survey also showed a lack of interest on the part of both English speaking and Chinese authors if the authors were to bear the costs for the translation. Surprisingly, a number of respondents stated that they would be less likely to use AMS publications if abstracts were available in Chinese. Providing only a Chinese language translation apparently would alienate some readers and/or these respondents would like the AMS to provide translated content in additional languages.

8. Study to assess feasibility of alternate page numbering to increase production time

The transition to article-based, rather than issue-based, workflow led to a reduction in production time of about 20 days. Achieving further reduction time was found to be limited by the traditional structuring of sections in some journals, as shown on Table 6 below. The problem is assigning page numbers. For example, if a Review article is being prepared for MWR, all subsequent sections have to wait for the page numbers to be assigned to the review article until page numbers are assigned to the Review article. Alternatively, the Review can be pushed back to the next issue, causing a delay in production time for the Review. The AMS staff, led by Brian Papa, conducted a study of alternate page numbering systems. The PC reviewed these alternatives at their May meeting. None were found to be satisfactory, and concern was raised about future confusion that might result when articles are referenced by other authors. After some deliberation, the PC decided to keep the current numbering system and accept that this might cause some delay in production time. The PC did not think the delay was serious enough to merit the change, particularly since the articles were already available with DOIs through early on-line release.

Table 6: Organization of Sections in AMS Journals

All Article Types	MWR Layout	WAF Layout	WCAS Layout	All Other Journals
Editorial	Editorial	Editorial	Editorial	Editorial
Review	Review	Review	Review	Review
Annual Summary (<i>MWR</i>)	Annual Summary	Article	Article	Article
Picture of the Month (<i>MWR</i>)	Picture of the Month	NCEP Notes	Policy Forum	Comment
Article	Article	Forecasters' Forum	Book Review	Reply
NCEP Notes (<i>WAF</i>)	Comment	Comment	Comment	Corrigendum
Forecasters' Forum (<i>WAF</i>)	Reply	Reply	Reply	
Policy Forum (<i>WCAS</i>)	Corrigendum	Corrigendum	Corrigendum	
Book Review (<i>WCAS</i>)				
Comment				
Reply				
Corrigendum				

9. Future of Earth Interactions

Earth Interactions began in 1997 as a joint, on-line only, open access publication of the AMS, the American Geophysical Union (AGU), and the American Association of Geographers (AAG). Prior to 2014, the AGU handled the peer review process and the AMS published the articles. In 2014, the AGU transferred all of its journal operations to Wiley, except EI, because of the joint publication arrangement. The AMS took over the peer review of articles for EI, effectively now controlling the entire process from article submission to publication. All published articles from 1997 onward appear on the AMS website. Because the journal initially had a very small number of articles, a regular issue schedule could not be defined (quarterly, bimonthly, etc.) and thus each article in EI is also classified as a separate issue beginning on page 1 (that is, there is no monthly issue as in other AMS journals).

Between 1997 and 2002, no more than 4 articles were published annually in EI. Interest grew after this with 15-30 articles appearing annually, peaking in 2011 when 37 articles appeared in EI. In the period 2014-2016, the number of articles varied between 19 and 25. As of the end of May 2017, 4 articles have appeared in the calendar year 2017.

The PC discussed whether this level of publication was sufficient to support continuation of EI as an AMS journal. This issue was discussed in the context of lackluster support from the AAG and now the AGU in promoting the journal. In 1997, an online open access journal was a novelty, but now it is routine, so this feature of EI no longer is uniquely attractive. The PC decided to table this issue, but recommend that the AMS Executive Director meet with the AAG and AGU representatives to determine their level of interest in promoting EI and continuing the arrangement with EI. The PC also recommended that the Chief Editor of EI look into promoting special issues or expanding EI's scope (e.g. Remote Sensing, Bio-geochemical cycles) to enhance submissions. The possibility of marketing research to determine a potential niche EI could fulfill was also discussed, if resources for this are available – this item was referred to the AMS Executive Director to determine.

10. Changing journal description for all journals to allow for review articles

Currently, only MWR specifically invites submission of Review Articles under its terms of reference on the AMS website. No other journals do. There are a number of excellent reasons for all AMS journals to host review articles. Review articles are typically highly cited and having them would raise the ISI ratings of our journals. Review articles are the first place new students are pointed to introduce themselves to a field. Review articles help summarize the findings of specific subfields, and allow authors to shorten articles by simple referencing of the reviews. The PC recommended that all our journals accept review articles in the future. An ad-hoc subcommittee of the PC (Dave Schultz, Walt Robinson, and Tim DelSole) was established to develop procedures for authors to propose Review Articles, or Editors to solicit review articles. These procedures are expected to be reviewed and adopted in the coming year.

11. Increasing impact and readership of AMS journals

There are services now available through third party vendors such as Kudos (<https://www.growkudos.com/about/> for authors to provide a “plain language” description of their research published in scientific journals so that the public can become more aware of, and better understand the science, in addition to providing tools for authors to promote their articles, primarily via social media. These vendors also provide article-level metrics to evaluate the “impact” of published articles (other well-known vendors include Altmetric and Plum Analytics). Authors of AMS publications have used these services. The PC discussed this trend, and a proposal was raised to consider the possibility of AMS articles hosting a second abstract, one intended for the public and written in plain language so that the public could become more aware of our research. This could be hosted on our website, or on a commercial website service such as Kudos. The PC tasked an ad-hoc subcommittee (Gary Lackmann, Chair, Rezaul Mahmood, Dave Kristovich, John Chiang, Jeff Rosenfeld, Mike Friedman, Gwendolyn Whittaker) to examine this issue and report back at the next PC meeting.

12. JAS Progress toward an AMS Journal of Atmospheric Chemistry and Aerosols

In September 2013, the PC recommended, and the Council approved, a plan to make a focused effort to redevelop an interest within the chemistry and aerosol community in publishing in JAS. We agreed that if we can stimulate sufficient interest in the atmospheric chemistry community to publish in JAS, the plan is to then consider splitting off a new atmospheric chemistry and aerosol journal. We provide an update here on progress toward the goal.

Recall that in 2014, the PC added Renyi Zhang, Professor at Texas A&M University and head of the AMS STAC committee on chemistry. Renyi has organized two special collections of atmospheric chemistry papers for JAS. The first special collection is titled “Aerosol–Cloud–Precipitation—Climate Interactions.” The Organizers are Jiwen Fan, Pacific Northwest National Laboratory, and Daniel Rosenfeld of The Hebrew University in Jerusalem.

This special collection is underway. We are waiting for material from the organizers before setting up the web page. There are now 17 papers accepted, and 10 rejected (and no other submissions as of this writing). The second collection is in honor of Robert Duce. It is entitled "Exchanges of pollutant and natural substances at the interface between air and sea." Renyi and Peter Liss are co-organizers. We are ready to set up the collection web page, but need material from Renyi and Peter Liss. There are 9 accepted papers, one rejection, and no others underway at this time.

In addition, we appointed an internationally recognized leader in atmospheric chemistry, Professor Bill Brune, as co-Chief Editor of JAS. He was fully supportive and engaged in the plan to make JAS a home for atmospheric chemistry papers, and to work toward future establishment of an AMS journal of atmospheric chemistry and aerosols. As part of this effort, the Chief Editors, together with the Publications Commissioner, published an editorial in the January 2015 issue of JAS informing our authors and readers of the plan.

Between January 2015 and May 2017, aside from the special collections, other submissions to JAS that can be classified as Atmospheric Aerosol or Chemistry have been very slow. The response of the Atmospheric Chemistry and Aerosol community has been poor, with this community continuing to use their primary outlet journals, ACP and JGR-Atmospheres. Table 7 shows the submissions since 2014. The PC spent a large block of time discussing this issue at the June 2016 and May 2017 meetings. Our conclusion remains that the risk of starting a new journal at this time is too high, and that we should wait at most two more years while continuing to try to engage the atmospheric aerosol and chemistry community. If submissions do not increase, we concluded that splitting a journal off will be a very high risk endeavor.

Table 7: Total Atmospheric Chemistry Submissions by Month/Year of Initial Date Submitted

Month	2014	2015	2016	2017
Jan	0	2	5	3
Feb	0	3	2	4
Mar	0	4	5	4
Apr	0	2	0	1
May	1	2	1	
Jun	0	2	2	
Jul	0	2	1	
Aug	0	4	0	
Sep	0	2	2	
Oct	0	4	0	
Nov	0	3	1	
Dec	2	3	1	
Total	3	33	20	12

Final Disposition Information:

2014: 100% of the manuscripts submitted were accepted
 2015: 58% Accepted, 42% Rejected (no withdraws)
 2016: 40% Accepted, 60% Rejected (no withdraws)
 2017: 3 Rejected, remaining in peer review as of 1 May

Appendix A: Editorial Board

Updated June 8, 2017

Robert M. Rauber, AMS Publications Commissioner

RED: Retiring GREEN: Continuing For Another Term PURPLE: Unknown BLUE new

JOURNAL OF THE ATMOSPHERIC SCIENCES (17 EDITORS)

Editor	Position	Term Start	Term End	Current Appointment
Chun-Chieh Wu	Editor	07-2013	06-2017	Initial 2-yr extension
Anne Smith	Editor	01-2015	12-2017	Initial 3-yr term
Olivier Pauluis	Editor	01-2015	12-2017	Initial 3-yr term
Robert Fovell	Editor	01-2015	12-2017	Initial 3-yr term
Matthew Parker	Editor	01-2015	12-2017	Initial 3-yr term
Zhaohua Wu	Editor	01-2013	12-2017	Initial 2-yr extension
Lorraine Remer	Editor	01-2013	12-2017	Initial 2 yr extension
Sonia Lasher-Trapp	Editor	08-2015	07-2017	Initial 3-yr term
Ping Yang	Editor	04-2015	12-2017	Initial 3-yr term
Renyi Zhang	Editor	01-2014	12-2018	Initial 2-yr extension
Sukyoung Lee	Editor	09-2015	12-2018	Initial 3-yr term
Wojciech Grabowski	Editor	01-2012	12-2018	2nd 2-yr extension
Walter Robinson	CE Phys/Dyn	01-2015	12-2019	Initial 2-yr extension
William Brune	CE Chem/Aer	01-2015	12-2019	Initial 2-yr extension
Fotini Katopodes	Editor	09-2016	08-2019	Initial 3-yr term
Chow				
Zhuo Wang	Editor	06-2017	05-2020	Initial 3-yr term
Lou Wicker	Editor	01-2018	12-2020	Initial 3-yr term
Sue van den Heever	Editor	06-2017	05-2020	Initial 3-yr term

JOURNAL OF APPLIED METEOROLOGY AND CLIMATOLOGY (9 EDITORS)

Editor	Position	Term Start	Term End	Current Appointment
Andrew Ellis	Editor	01-2015	12-2018	Initial 1-yr extension
David A. Kristovich	Chief Editor	01-2012	12-2018	2nd 2-yr extension
Sandra Yuter	Editor	01-2012	12-2018	2nd 2-yr extension
Kathy Klink	Editor	01-2017	12-2019	Initial 3-yr term
Wen-Chau Lee	Editor	09-2016	08-2019	Initial 3-yr term
Marwan Katurji	Editor	10-2016	09-2019	Initial 3-yr term
Bart Geerts	Editor	01-2015	12-2019	Initial 2-yr extension
Steve (Qi) Hu	Editor	01-2013	12-2019	2nd 2-yr extension
Anita Rapp	Editor	08-2017	07-2020	Initial 3-yr term

JOURNAL OF ATMOSPHERIC AND OCEANIC TECHNOLOGY (9 EDITORS)

Editor	Position	Term Start	Term End	Current Appointment
Gustavo Goni (O)	Editor	07-2015	12-2017	Initial 2.5-yr term
Carlos Lozano (O)	Editor	07-2015	12-2017	Initial 2.5-yr term
William J. Emery (O)	CE-Ocean	01-2016	12-2018	Initial 3-yr term
Luca Baldini (A)	CE-Atmos	01-2016	12-2018	Initial 3-yr term
Tetsu Hara (O)	Editor	01-2016	12-2018	Initial 3-yr term
Evan Ruzanski (A)	Editor	01-2016	12-2018	Initial 3-yr term
Kirsti Salonen (A)	Editor	01-2015	12-2019	Initial 2-yr extension
Denis Volkov (O)	Editor	04-2016	03-2019	Initial 3-yr term
Tristan L'Ecuyer (A)	Editor	04-2016	03-2019	Initial 3-yr term

JOURNAL OF CLIMATE (20 EDITORS)

Editor	Position	Term Start	Term End	Current Appointment
Steve Klein	Editor	01-2015	12-2017	Initial 3-yr term
Sharon Sessions	Editor	03-2015	12-2017	Initial 2.75-yr term
Matt Barlow	Editor	07-2015	06-2018	Initial 3-yr term
Hisashi Nakamura	Editor	01-2016	12-2018	Initial 3-yr term
Peter Huybers	Editor	01-2016	12-2018	Initial 3-yr term
Mingfang Ting	Editor	07-2014	12-2018	Initial 2-yr extension
John Chiang	Co-Chief Ed	01-2015	12-2019	Initial 2-yr extension
Tim Delsole	Co-Chief Ed	01-2017	12-2019	Initial 3-year term
Mat Collins	Editor	03-2016	02-2019	Initial 3-yr term
Oleg Saenko	Editor	01-2015	12-2019	Initial 2-yr extension
Pierre Friedlingstein	Editor	01-2013	12-2019	2 nd 2 yr extension
Tim Li	Editor	01-2015	12-2019	Initial 2-yr extension
Jason Evans	Editor	04-2016	03-2019	Initial 3-yr term
Darryn Waugh	Editor	04-2016	03-2019	Initial 3-yr term
Xin-Zhong Liang	Editor	01-2017	12-2019	Initial 3-yr term
James Screen	Editor	01-2017	12-2019	Initial 3-yr term
Karen Shell	Editor	04-2016	03-2019	Initial 3-yr term
Rong Zhang	Editor	09-2016	08-2019	Initial 3-yr term
Wenhong Li	Editor	01-2017	12-2019	Initial 3-yr term
Yi Deng	Editor	08-2016	08-2019	Initial 3-yr term
Seung-Ki Min	Editor	01-2018	12-2020	Initial 3-yr term
Ben Lintner	Editor	01-2018	12-2020	Initial 3-yr term
Joel Norris	Editor	01-2018	12-2020	Initial 2-yr term

Monthly Weather Review (18 Editors)

Editor	Position	Term Start	Term End	Current Appointment
Jenny Sun	Editor	01-2013	12-2017	2-yr extension
Carolyn A. Reynolds	Editor	01-2013	12-2017	2-yr extension
Paul E. Roundy	Editor	01-2012	12-2018	2 nd 2-yr extension
Todd Lane	Editor	01-2016	12-2018	Initial 3-yr term
Ryan Torn	Editor	01-2016	12-2018	Initial 3-yr term
Russ Schumacher	Editor	01-2016	12-2018	Initial 3-yr term
Matt Eastin	Editor	01-2016	12-2018	Initial 3-yr term
Peter Jan van Leeuwen	Editor	01-2016	12-2018	Initial 3-yr term
David Schultz	Chief Editor	01-2008	12-2018	2-yr extension
Jeff Anderson	Editor	01-2014	12-2018	2-yr extension
Almut Gassmann	Editor	01-2014	12-2018	Initial 3-yr term
Altug Aksoy	Editor	01-2016	12-2018	Initial 3-yr term
Ron McTaggart-Cowan	Editor	01-2012	12-2019	2-yr extension
Josh P. Hacker	Editor	01-2011	12-2019	3 rd 2-yr extension
Pamela Heinselman	Editor	01-2013	12-2019	2nd 2-yr extension
Hugh Morrison	Editor	01-2015	12-2019	Initial 2-yr extension
Dan Kirshbaum	Editor	01-2015	12-2019	Initial 2-yr extension
Hilary Weller	Editor	01-2015	12-2019	Initial 2-yr extension
Elizabeth Satterfield	Editor	01-2018	12-2020	Initial 3-yr term
Chris Weiss	Editor	01-2018	12-2020	Initial 3-yr term
Dan Hodyss	Editor	01-2018	12-2020	Initial 3-yr term
Jidong Gao	Editor	01-2018	12-2020	Initial 3-yr term

WEATHER AND FORECASTING (8 EDITORS)

Editor	Position	Term Start	Term End	Current Appointment
Paul Markowski	Chief Editor	01-2012	07-2017	2-yr extension
Yuqing Wang	Editor	01-2013	12-2017	2-yr extension
Lynn McMurdie	Editor	03-2016	02-2019	Initial 3-yr term
Matt Bunkers	Editor	01-2017	12-2019	Initial 3-yr term
Karen Kosiba	Editor	01-2017	12-2019	Initial 3-yr term
Zhaoxia Pu	Editor	10-2016	10-2019	Initial 3-yr term
Lynn McMurdie	Editor	03-2016	02-2019	Initial 3-yr term
Brian Ancell	Editor	01-2015	12-2019	Initial 2-yr extension
Gary Lackmann	Chief Editor	08-2017	07-2020	Initial 3-yr term
Elizabeth Ritchie	Editor	01-2018	12-2020	Initial 3-yr term

JOURNAL OF PHYSICAL OCEANOGRAPHY (9 EDITORS)

Editor	Position	Term Start	Term End	Current Appointment
Jim Lerczak	Editor	01-2014	12-2017	1-yr extension
Karen Heywood	Editor	01-2013	12-2017	2-yr extension
Greg Foltz	Editor	03-2015	12-2017	Initial 2.75-yr term
Jody Klymak	Editor	09-2013	12-2017	2-yr extension
Paola Cessi	Editor	01-2016	12-2018	Initial 3-yr term
Jerome Smith	Chief Editor	01-2016	12-2018	Initial 3-yr term
Baylor Fox-Kemper	Editor	01-2017	12-2019	Initial 3-yr term
Ilker Fer	Editor	03-2016	02-2019	Initial 3-yr term
Joe LaCasce	Editor	03-2017	02-2020	Initial 3-yr term

JOURNAL OF HYDROMETEOROLOGY (7 EDITORS)

Editor	Position	Term Start	Term End	Current Appointment
Steve Margulis	Editor	01-2014	05-2017	5 month extension
Andrew Wood	Editor	02-2015	01-2018	Initial 3-yr term
Faisal Hossain	Editor	01-2015	12-2017	Initial 3-yr term
Christa D. Peters-Lidard	Chief Editor	01-2012	12-2018	2nd 2-yr extension
L. Ruby Leung	Editor	01-2012	12-2018	2 nd 2-yr extension
F. Joseph (Joe) Turk	Editor	01-2012	12-2018	2 nd 2-yr extension
Matt Rodell	Editor	08-2017	07-2020	Initial 3-yr term

WEATHER, CLIMATE, AND SOCIETY (5 EDITORS)

Editor	Position	Term Start	Term End	Current Appointment
Amanda Lynch	Chief Editor	06-2013	12-2017	2-yr extension
Henry Huntington	Editor	01-2014	12-2018	2-yr extension
Olga Wilhelmi	Editor	04-2015	03-2018	Initial 3 term
David Letson	Editor	01-2012	12-2018	2-yr extension
Shubshyu Saha	Editor	01-2017	12-2019	Initial 3-yr term

EARTH INTERACTIONS (2 EDITORS)

Editor	Position	Term Start	Term End	Current Appointment
Joseph Santanello	Editor	01-2015	12-2017	Initial 3-yr term
Rezaul Mahmood	Chief Editor	01-2010	12-2018	2-yr extension

MONOGRAPHS (1 EDITOR)

Editor	Position	Term Start	Term End	Current Appointment
Greg McFarquhar	Chief Editor	01-2015	12-2019	1st 2-yr extension
Wojtek Grabowski	Editor			ICE Monograph

AT-LARGE COMMISSION MEMBERS (3)

Editor	Position	Term Start	Term End	Current Appointment
Joe Klemp	At large	01-2007	12-2017	4th 2-yr extension
David Jorgensen (PSPC chair)	At large	01-2013	12-2018	Initial 2-yr extension
Vanda Grubišić	At large	01-2016	12-2018	Initial 3-yr term

GLOSSARY OF METEOROLOGY (1 EDITOR)

Editor	Position	Term Start	Term End	Current Appointment
Mary Cairns	Chief Editor	01-2013	12-2017	Initial 2-yr extension

Appendix C: Translated Content in AMS Journals

May 2016

Brian Papa, Sharon Kristovich, Jordan Stillman, Michael Friedman, and Doug Hahn

1. Introduction

a. Background

The AMS began initial research of publishing translated content in the winter/spring of 2016 at the request of the Publications Commissioner. This was an outcome of the American Meteorological Society (AMS) attending the Chinese Meteorological Society (CMS) annual conference in the fall of 2015. The general goals were to broaden the reach of the AMS and sharing of scientific information. This could potentially translate into increased author submissions, subscriptions, membership, and meetings attendance.

Initial information on the possibility of providing translated content was presented to the Publications Commission during the May 2016 meeting. At that time, the Publication Commission requested the AMS do additional research on vendor capabilities, costs, and market support for providing translated content and report back the following year.

b. Project scope

This project was an evaluation of the feasibility of implementing a presentation of simplified Chinese abstracts, article titles, and author names and affiliations in the full-text and abstract presentations of the journal and BAMS articles on the AMS Journals Online site, with the potential to add additional languages in the future. The online PDFs and print journal were not included in this assessment. The evaluation included multiple aspects. A survey was conducted to gather author/reader feedback and determine general market interest. An identification and review of potential translation vendors was completed, including an assessment of translation costs. Last, a review of AMS production and online hosting vendors' support for translated content and the associated implementation and ongoing costs was performed.

2. Survey results

a. Methodology

The AMS developed two surveys, one in English and one in Chinese. The full surveys are shown in [appendix A](#) (English) and [appendix B](#) (Chinese). The purpose of the surveys was to determine the level of interest among the AMS community in providing an English to simplified Chinese translation service. More specifically, our goals were to determine the following:

- Determine the level of interest among native English and Chinese speakers.
- Determine market interest (would users be more likely to subscribe to AMS Journals or publish with the AMS?).
- Determine which parts of the manuscripts users would want translated.
- Determine if users would be willing to pay for a service and, if so, how much.
- Determine if additional translation languages were desired by users.

The Chinese language survey was developed with assistance from the CMS Managing Editor, Lan Yi.

DISSEMINATION

The survey was disseminated via a variety of different methods (Table 1). The English survey was posted on the AMS website, the AMS Journals Online website, and was sent to members via the AMS Soundings newsletter, to subscribers via direct email, and to past authors via direct email. The Chinese survey was posted on multiple CMS sites and on WeChat (social media platform popular in China). An email was also sent to previous AMS authors that contained a Chinese email address (e.g. “.cn” domain).

Table 1 lists all the different methods the survey was sent, the dates associated with that method, the number of people reached, and, where available, the number of people that went to the survey site. The email lists were obtained from our records of people that had a manuscript accepted for publication in an AMS journal in the past 3 years and our current journal/BAMS subscribers. Direct email likely accounted for the majority of the survey responses. Of those that went to the survey site, 558 people completed the English language survey for a 1.3% estimated response rate and 104 people completed the Chinese language survey for a 1.4% estimated response rate.

Table 1.

Date	Method	Number reached	No. clicked survey link	Click (%)
English language survey				
1 Feb 2017	AMS Soundings	6920	61	<1%
1 to 10 Feb 2017	Journals Online site banner	22626*	–	<1%
1 to 10 Feb 2017	AMS Website: Publications news and announcements	1562	–	<1%
1 to 10 Feb 2017	AMS website homepage slider (2)	6321	16	<1%
	Email: Authors	4645	462	9.9%
	Email: Subscribers	947	74	7.8%
Totals		43021	613	
Chinese language survey				
14 Feb to 6 Mar	CMS Journal	106	–	

2017	sites http://www.cmsjournal.net/qxxb_cn/ch/reader/view_new.s.aspx?id=20170214032056081			
14 Feb to 6 Mar 2017	CMS Journal sites http://www.cms1924.org/WebPage/WebPageDetail_369_0_2294.aspx	1756	–	
14 Feb to 6 Mar 2017	CMS Journal sites http://www.cmsjournal.net/qxxb_cn/ch/reader/view_new.s.aspx?id=20170214032056081	1090	–	
14 Feb to 6 Mar 2017	CMS Journal sites http://www.cms1924.org/WebPage/WebPageDetail_371_372_2297.aspx	39	–	
14 Feb 2017	WeChat	383	–	
Subtotals	Chinese websites and WeChat	3374	43	1.27%
13 Mar 2017	Email-Chinese author email addresses (.cn)	427	71	16.62%
	Chinese survey summary	3801	114	3%
Total		7602	228	

* Number of unique sessions each day totaled for the period. This includes repeat visitors and does not reveal how many users actually saw the ad.

b. Respondent profile

Responses to the surveys came from a diverse sampling of the AMS community. The sample is made up of an internationally diverse group with multiple languages spoken in addition to English and Chinese. Users represented AMS authors, AMS members, and subscribers to and/or readers of AMS content. Details are shown in subsections 1–3.

(i) LOCATION

A geoanalysis of the IP addresses in the English survey shows respondents completed the survey from 44 countries (Table 2). Nearly 60% of the responses came from North America (United States and Canada), with nearly 18% from Europe and 17% from Asia. China (10.1%), Hong Kong (0.2%), and Taiwan (1.3%) accounted for 11% of locations. Most respondents of the Chinese version of the survey (not shown in Table 2) came from China (80%), but respondents took the survey from the United States (9.1%); Taiwan (5.1%); and Canada, Hong Kong, and the United Kingdom (1% each). Note that the physical location of respondents that answered the survey does not necessarily reflect their native language or language preference.

Table 2. Countries where the English survey was taken.

Country	No. (<i>n</i> = 556)	%
Argentina	3	0.5%
Australia	8	1.4%
Austria	1	0.2%
Botswana	1	0.2%
Brazil	5	0.9%
Cameroon	1	0.2%
Canada	18	3.2%
Chile	2	0.4%
China	56	10.1%
Colombia	2	0.4%
Croatia	2	0.4%
Cuba	2	0.4%
Czech Republic	1	0.2%
Denmark	2	0.4%

Finland	3	0.5%
France	6	1.1%
Germany	26	4.7%
Greece	1	0.2%
Hong Kong	1	0.2%
India	4	0.7%
Indonesia	1	0.2%
Iran	1	0.2%
Ireland	1	0.2%
Israel	1	0.2%
Italy	10	1.8%
Japan	19	3.4%
Korea, Republic Of	3	0.5%
Mexico	7	1.3%
Mongolia	1	0.2%
Netherlands	6	1.1%
Nigeria	1	0.2%
Norway	5	0.9%
Peru	1	0.2%
Russian Federation	4	0.7%

Saudi Arabia	1	0.2%
Singapore	1	0.2%
South Africa	3	0.5%
Spain	8	1.4%
Sweden	2	0.4%
Switzerland	4	0.7%
Taiwan	7	1.3%
United Kingdom	17	3.1%
United States	306	55.0%
Vietnam	1	0.2%

(ii) AFFILIATION

Table 3 shows the different affiliation types (author, reader, member, subscriber, and/or other) of respondents for both surveys. Note that many respondents had more than one affiliation, and Table 3 shows the breakdown of respondents with one, two, and three affiliations.

Table 3.

Select all those with which you identify	English version		Chinese version	
	No. (<i>n</i> = 556)	% of those answering question	No. (<i>n</i> = 99)	% of those answering question
Author	467	84.4%	72	72.7%
Reader	463	83.7%	73	73.7%
AMS member	292	52.8%	9	9.1%

Librarian	8	1.4%	1	1.0%
Other			6	6.1%
Total affiliations	1230	222.4%	161	162.6%
One affiliation response	No.	% of those answering question		
Author only	54	9.8%	23	23.2%
Reader only	21	3.8%	20	20.2%
AMS member only	19	3.4%	0	0.0%
Librarian only	6	1.1%	0	0.0%
Other only			3	3.0%
Total one affiliation	100	18.1%	46	46.5%
Two affiliations response	No.	% of those answering question	No.	% of those answering question
Author and reader	178	32.2%	40	40.4%
Author and AMS member	11	2.0%	0	0.0%
Author and librarian	0	0.0%	0	0.0%
Reader and AMS member	39	7.1%	0	0.0%
Reader and librarian	1	0.2%	1	1.0%
Reader and other			3	3.0%
Total double affiliations	229	41.4%	44	44.4%

Three affiliations response	No.	% of those answering question	No.	% of those answering question
Author, reader, and AMS member	223	40.3%	9	9.1%
Author, reader, and librarian	1	0.2%	0	0.0%
Reader, AMS member, and librarian	0	0.0%	0	0.0%
Author, AMS member, and librarian	0	0.0%	0	0.0%
Total triple affiliations	224	40.5%	9	9.1%

(iii) NATIVE LANGUAGE

Table 4 shows the native written language of respondents. For respondents to the English survey that did not select English as the native language, a follow-up question was asked about their comfort level reading English (Table 5). Nearly half of the Chinese survey respondents indicated they were less than somewhat comfortable reading English. *Although the sample size is quite small, this finding indicates there is a potential market that would benefit from the AMS providing translated content in simplified Chinese.* Table 4 also shows a number of other languages in addition to English and Chinese that are used by respondents.

Table 4.

Identify your native, written language	English version		Chinese version	
	No. (n = 553)	% of those answering question	No. (n = 99)	% of those answering question
English	234	42.3%	1	1.0%
Chinese	137	24.8%	97	98.0%
Other	39	7.1%	1	1.0%
Spanish	38	6.9%	0	0.0%
German	28	5.1%	0	0.0%

Japanese	20	3.6%	0	0.0%
Italian	13	2.4%	0	0.0%
French	12	2.2%	0	0.0%
Portuguese	12	2.2%	0	0.0%
Korean (Hangul)	8	1.4%	0	0.0%
Hindi (Devanagari)	6	1.1%	0	0.0%
Dutch	5	0.9%	0	0.0%
Norwegian (Bokmål)	1	0.2%	0	0.0%

Table 5. Follow up to Table 4 for non-native English respondents.

How comfortable are you reading the English language?	English version		Chinese version	
	No. (<i>n</i> = 319)	% of those answering question	No. (<i>n</i> = 99)	% of those answering question
Very comfortable	220	69.0%	12	12.1%
Somewhat comfortable	72	22.6%	41	41.4%
Neither comfortable nor uncomfortable	21	6.6%	37	37.4%
Somewhat uncomfortable	5	1.6%	8	8.1%
Very uncomfortable	1	0.3%	1	1.0%

c. Translation service interest

Table 6 shows the level of general in the AMS providing a Chinese language translation of content. Not surprisingly, the majority of respondents to the English survey readers are not interested in the service, very likely because they cannot read simplified Chinese. Approximately half of the English survey author respondents and the majority of both Chinese survey author and reader respondents are interested in the service. *Based on this there would appear to be at least some interest among authors, especially Chinese, and Chinese readers for the AMS to provide a translation service.*

Table 6.

Would you be interested in a Chinese language translation service?	English version				Chinese version			
	As an author (<i>n</i> = 419, ^a 89.7% of those with author affiliations)		As a reader (<i>n</i> = 324, ^b 70% of those with reader affiliations)		As an author (<i>n</i> = 74, ^a 102% of those with an author affiliations)		As a reader (<i>n</i> = 77, ^b 107% of those with reader affiliations)	
	No.	%	No.	%	No.	%	No.	%
Yes	208	49.6%	113	34.9%	57	77.0%	63	81.8%
No	211	50.4%	211	65.1%	17	23.0%	14	18.2%

^a 14 people in the English version and 8 in the Chinese version responded to the question but did not select an author affiliation at the beginning of the survey.

^b 57 people in the English version and 21 people in the Chinese version responded to the question but did not select a reader affiliation at the beginning of the survey.

To better determine the impact of providing a translation service we asked how providing a Chinese translation service would impact their likelihood of both reading of and publishing with AMS Journals and/or BAMS articles. Tables 7a and 7b show the response of English and Chinese respondents, respectively. For the English version, 83% of those responding indicated the likelihood of reading AMS Journal articles with translated content would be the same or more. The percentage was quite a bit higher for the Chinese version of the survey: 97%, with just over 80% indicating they would be more likely. *This indicates a potential market for additional subscribers to the AMS Journals and BAMS.*

Table 7a. English survey respondents.

How likely are you to read AMS Journal and/or BAMS articles if we offered a Chinese language translation service?	<i>n</i> = 467 (97% of respondents)	<i>n</i> = 407	<i>n</i> = 400	<i>n</i> = 256
	Total	Author	Readers	Members

	No.	%	No.	%	No.	%	No.	%
Much more likely	51	10.9%	47	11.5%	39	9.8%	17	6.6%
Somewhat more likely	35	7.5%	33	8.1%	31	7.8%	13	5.1%
About the same	302	64.7%	262	64.4%	266	66.5%	186	72.7%
Somewhat more unlikely	15	3.2%	10	2.5%	10	2.5%	7	2.7%
Much more unlikely	64	13.7%	55	13.5%	54	13.5%	33	12.9%

Table 7b. Chinese survey respondents.

How likely are you to read AMS Journals and/or BAMS if we offered a Chinese language translation service?	n = 81 (82% of respondents)		n = 67		n = 58		n = 8		n = 2	
	Total		Author		Readers		Members		Other	
	No.	%	No.	%	No.	%	No.	%	No.	%
Much more likely	50	61.7%	38	56.7%	37	63.8%	2	25.0%	1	50.0%
Somewhat more likely	15	18.5%	13	19.4%	10	17.2%	3	37.5%	1	50.0%
About the same	14	17.3%	14	20.9%	10	17.2%	3	37.5%	0	0.0%
Somewhat more unlikely	2	2.5%	2	3.0%	1	1.7%	0	0.0%	0	0.0%
Much more unlikely	0	0.0%	0	0.0%	0	0.0%	0	0.0%	0	0.0%

Nearly 16% of English survey respondents indicated they would be “...more unlikely” to read AMS Journals or BAMS. To explore this further the English survey is broken down by native language in Table 7c. The majority of the respondents that would be less likely to read AMS content are native speakers of languages other than English and Chinese. Of this group, 31.1% are less likely to read AMS content. Two potential conclusions can be drawn from this information. *Providing only a Chinese language translation may alienate some readers and/or these respondents would like the AMS to provide translated content in additional languages.*

Table 7c. English version by native language groups.

How likely are you to read AMS Journal and/or BAMS articles if we offered a Chinese language translation service?	<i>n</i> = 464		<i>n</i> = 198		<i>n</i> = 117		<i>n</i> = 149	
	Total		Native English speakers		Native Chinese speakers		Other native language speakers	
	No.	%	No.	%	No.	%	No.	%
Much more likely	50	10.8%	2	1.0%	46	39.0%	2	1.4%
Somewhat more likely	35	7.5%	8	4.0%	24	20.3%	3	2.0%
About the same	301	64.9%	167	83.9%	36	30.5%	98	66.2%
Somewhat more unlikely	15	3.2%	7	3.5%	4	3.4%	4	2.7%
Much more unlikely	63	13.6%	14	7.0%	7	5.9%	42	28.4%

Similar findings appeared when the interest in publishing with the AMS is assessed (Tables 8a,b). The major difference between the responses to the two language versions is in the modal response: it was “about the same” for the English version and “much more likely” for the Chinese version. *These results indicate there may be a market for additional authors in China and among native Chinese language respondents.* However, Table 7c shows 19.6% of “other” native language respondents indicated they were “...more unlikely” to publish with the AMS. *Similar to readers, there is a potential for loss of author submissions, which might be offset by a gain in Chinese language authors. Again, there may also be a desire for additional translation languages to be offered.*

Table 8a. English version.

How likely are you to publish with AMS Journals and/or BAMS if we offered a Chinese language translation service?	<i>n</i> = 467 (97% of respondents)		<i>n</i> = 408		<i>n</i> = 402		<i>n</i> = 257	
	Total		Author		Readers		Members	
	No.	%	No.	%	No.	%	No.	%
Much more likely	60	12.8 %	57	14.0 %	50	12.4%	18	7.0%
Somewhat more likely	69	14.8 %	65	15.9 %	59	14.7%	34	13.2%

About the same	289	61.9 %	246	60.3 %	255	63.4%	178	69.3%
Somewhat more unlikely	10	2.1%	6	1.5%	5	1.2%	6	2.3%
Much more unlikely	39	8.4%	34	8.3%	33	8.2%	21	8.2%

Table 8b. Chinese version.

How likely are you to publish AMS Journal and/or BAMS articles if we offered a Chinese language translation service?	<i>n</i> = 81 (82% of respondents)		<i>n</i> = 67		<i>n</i> = 58		<i>n</i> = 8		<i>n</i> = 2	
	Total		Author		Readers		Members		Other	
	No.	%	No.	%	No.	%	No.	%	No.	%
Much more likely	46	56.8%	35	52.2%	35	60.3%	3	37.5%	0	0.0%
Somewhat more likely	13	16.0%	10	14.9%	9	15.5%	2	25.0%	2	100.0 %
About the same	22	27.2%	22	32.8%	14	24.1%	3	37.5%	0	0.0%
Somewhat more unlikely	0	0.0%	0	0.0%	0	0.0%	0	0.0%	0	0.0%
Much more unlikely	0	0.0%	0	0.0%	0	0.0%	0	0.0%	0	0.0%

Table 8c. English version by native language groups.

How likely are you to publish with AMS Journals and/or BAMS if we offered a Chinese language translation service?	<i>n</i> = 465 (97.5% of survey respondents)		<i>n</i> = 199 (98% of native English speakers)		<i>n</i> = 118 (100% of native Chinese speakers)		<i>n</i> = 148 (94.9% of other native language speakers)	
	Total		Native English speakers		Native Chinese speakers		Other native language speakers	
	No.	%	No.	%	No.	%	No.	%

Much more likely	60	12.9%	7	3.5%	47	39.8%	6	4.1%
Somewhat more likely	69	14.8%	27	13.6%	20	16.9%	22	14.9%
About the same	288	61.9%	150	75.4%	47	39.8%	91	61.5%
Somewhat more unlikely	10	2.2%	5	2.5%	1	0.8%	4	2.7%
Much more unlikely	38	8.2%	10	5.0%	3	2.5%	25	16.9%

d. Part of article translated

The scope of the project only included looking at translating the article title, abstract, and author names and affiliations. Therefore, our survey asked which of these parts respondents would be most interested in having translated. Tables 9a–c show the responses to this question from native English speakers, native Chinese speakers, and “other” native language speakers.

Table 9a.

Native English speakers	<i>n</i> = 198 (97.5% of native English respondents)		<i>n</i> = 200 (98.5% of native English respondents)		<i>n</i> = 190 (93.5% of native English respondents)		<i>n</i> = 189 (93.1% of native English respondents)	
	Title		Abstract		Author affiliation		Author name	
	No.	%	No.	%	No.	%	No.	%
Extremely interested	62	31.3%	61	30.5%	27	14.2%	28	14.8%
Somewhat interested	45	22.7%	46	23.0%	39	20.5%	37	19.6%
Neither interested/disinterested	40	20.2%	41	20.5%	62	32.6%	61	32.3%
Somewhat disinterested	4	2.0%	4	2.0%	9	4.7%	7	3.7%
Not at all interested	47	23.7%	48	24.0%	53	27.9%	56	29.6%

Table 9b.

Native Chinese speakers	<i>n</i> = 114 (96.6% of native Chinese respondents)		<i>n</i> = 116 (98.3% of native Chinese respondents)		<i>n</i> = 108 (91.5% of native Chinese respondents)		<i>n</i> = 109 (92.4% of native Chinese respondents)	
	Title		Abstract		Author affiliation		Author name	
	No.	%	No.	%	No.	%	No.	%
Extremely interested	70	61.4%	69	59.5%	35	32.4%	37	33.9%
Somewhat interested	17	14.9%	25	21.6%	13	12.0%	14	12.8%
Neither interested/disinterested	13	11.4%	9	7.8%	30	27.8%	30	27.5%
Somewhat disinterested	0	0.0%	0	0.0%	7	6.5%	6	5.5%
Not at all interested	14	12.3%	13	11.2%	23	21.3%	22	20.2%

Table 9c.

Native language other than English or Chinese	<i>n</i> = 145 (80.2% of other language respondents)		<i>n</i> = 146 (80.2% of other language respondents)		<i>n</i> = 141 (77.5% of other language respondents)		<i>n</i> = 140 (76.9% of other language respondents)	
	Title		Abstract		Author affiliation		Author name	
	No.	%	No.	%	No.	%	No.	%
Extremely interested	27	18.6%	29	19.9%	10	7.1%	13	9.3%
Somewhat interested	29	20.0%	29	19.9%	18	12.8%	17	12.1%
Neither interested/disinterested	23	15.9%	22	15.1%	36	25.5%	33	23.6%
Somewhat disinterested	5	3.4%	5	3.4%	7	5.0%	5	3.6%
Not at all interested	61	42.1%	61	41.8%	70	49.6%	72	51.4%

Overall, respondents were most interested in having the article title and abstract translated. Interest level for all parts of the manuscript is strongest among native Chinese speakers. However, there is a significant number of respondents that are “not interested at all” in having various portions of the article translated. This is indicated by approximately ¼ of English speakers and 10%–20% of Chinese speakers depending on the specific part of the article.

A significant percentage (approximately 40%–50%) of “other” native language respondents indicated they were “not at all interested” in all parts of the article. This matches the results discussed in section 2c where these same respondents indicated a decreased likelihood of reading AMS content and publishing with the AMS. Section 2f shows these respondents may be more interested in Spanish, Japanese, German, and French translations.

e. Translation costs

As discussed in sections 3 and 4 below, there is a significant cost associated with providing a translation service. This cost must be covered by either the AMS, through a realization of increased subscribers and authors, or by the author. Author charges are mostly likely to be in the form of an opt-in charge or, much less likely, an increase in page charges. Table 10 shows that if the translation service is provided at no cost the large majority of users would opt in. This is especially evident in the Chinese survey where 91.2% of respondents indicated they would opt in. Of those that answered “no,” nearly half were “other” language speakers.

Table 10.

If publishing with AMS and given the option to have your article content translated into Chinese at no cost, would you opt in?	English version		Chinese version	
	<i>n</i> = 467 (97.9% of respondents)		<i>n</i> = 80 (80.8% of respondents)	
	No.	%	No.	%
Yes	351	75.2%	73	91.2%
No (Total)	116	24.8%	7	8.8%
No (English)	41	35.3%		
No (Chinese)	17	14.7%		
No (Other Languages)	57	49.1%		

Tables 11a and 11b show the responses if there was a cost associated with the translation service and the amount that those who answered “yes” would be willing to pay for the English and Chinese surveys, respectively.

As would be expected, there is a significant drop in the number of respondents who would opt in when a cost is included. In both surveys the number that indicated “yes” drops by over 50%. Native Chinese speakers, on average, are willing to pay the most (\$189.85 for English survey respondents and \$262.40 for Chinese survey

respondents), and English speakers are willing to pay about \$50 less (\$137.65). Other native language speakers (Italian, Spanish, French, Dutch, Hindi, and two others who took the survey from Vietnam and Botswana) were willing to pay the least, on average, less than half the cost of English speakers (\$62.50).

Table 11a. English survey.

If there was some cost associated with opting into this program, would you still opt into a Chinese translation service with the AMS?	Native language group	<i>n</i> = 466 (97.7% of respondents)		What dollar amount (US) would you be willing to pay...				
		No.	%	<i>n</i>	Min	Max	Average	Median
	Total	88	18.9%	77	\$5.00	\$1,000.00	\$151.23	\$100.00
	English	37	42.0%	34	\$5.00	\$500.00	\$137.65	\$100.00
	Chinese	39	44.3%	34	\$10.00	\$1,000.00	\$189.85	\$100.00
	Other	11	12.5%	8	\$10.00	\$100.00	\$62.50	\$62.50
No		378	81.1%	0				

Table 11b. Chinese survey.

If there was some cost associated with opting into this program, would you still opt into a Chinese translation service with the AMS?	<i>n</i> = 81 (81.8% of respondents)		What dollar amount (US) would you be willing to pay...				
	No.	%	<i>n</i>	Min	Max	Average	Median
Yes	33	40.7%	30	\$10.00	\$1,000.00	\$262.40	\$100.00
No	48	59.3%	0				

f. Other translation languages

As indicated in the above subsections there appears to be interest for additional translation languages in addition to or in place of Chinese. Table 12 shows the list of additional translation languages selected by English and Chinese survey respondents, respectively. Respondents had the option to select multiple languages. French, German, and Japanese were highly selected by respondents from both surveys. For the English survey

respondents, Spanish was selected by nearly half of the respondents. *If the AMS was to consider additional or different languages than Chinese, a top choice would be Spanish.*

Table 12.

What other translation languages would you like to see offered by AMS journals?	English version			Chinese version		
	<i>n</i> = 225 (47.2% of respondents)			<i>n</i> = 40 (40.4% of respondents)		
	No.	% of responses	% of respondents	No.	% of responses	% of respondents
Dutch	15	3.2%	6.7%	0	0.0%	0.0%
French	72	15.6%	32.0%	11	22.0%	27.5%
German	67	14.5%	29.8%	8	16.0%	20.0%
Hindi (Devanagari)	27	5.8%	12.0%	0	0.0%	0.0%
Italian	18	3.9%	8.0%	0	0.0%	0.0%
Japanese	61	13.2%	27.1%	10	20.0%	25.0%
Korean (Hangul)	16	3.5%	7.1%	2	4.0%	5.0%
Norwegian (Bokmål)	9	1.9%	4.0%	0	0.0%	0.0%
Portuguese	19	4.1%	8.4%	1	2.0%	2.5%
Spanish	108	23.3%	48.0%	2	4.0%	5.0%
Other	51	11.0%	22.7%	16	32.0%	40.0%
Total	463	100.0%	205.8%	50	100.0%	125.0%

g. Open-ended feedback

Respondents were given the opportunity to provide brief, written feedback in the survey. Here were 125 respondents (26.2% of all respondents) that provided open-ended responses to the English version and 9 for the Chinese version; 13 comment categories were created. Respondents in five of the comments in the English

version provided two distinct responses and were therefore counted in two categories for a total of 130 open-ended responses.

Table 12 lists each comment category and the number and percentage of comments in that category, along with an example comment. The totals in the table reflect both versions combined. For the Chinese version of the survey, some responses were not in English and Google Translate was used to provide an English translation. A complete list of comments, by category, can be found in [appendix C](#). The top four comment categories were as follows: English is the language of science (18.7%), concerns about cost (16.5%), supportive of translation service (15.8%), and translation service language suggestions (12.9%). All other categories had less than 10% of the comments attributed to it. Of these, the top two categories were not supportive or expressed concern about the proposed service.

h. Survey summary

The general survey findings include the following:

- There is the potential for growth in subscriptions, author submissions, and membership for native Chinese speakers by providing a translation service.
- Providing a translation to only simplified Chinese may alienate some users to the point of reducing subscriptions and/or author submissions.
- There is the potential that users would want other translation languages in addition to or in place of Chinese.
- There is general interest in the service, particularly if it is provided at no cost.
- Some users are willing to pay an opt-in fee of approximately \$150. Chinese users may be willing to pay more. This is enough to cover the ongoing costs associated with providing a translation service (see section 4c).

3. Vendor support

a. Translation

The AMS identified six potential translation vendors. A request for information (RFI) was developed and sent to each of the vendors. The full RFI can be reviewed in [appendix B](#). All six vendors responded to the RFI. One response was rejected because it did not address any of the questions in the RFI or provide a correct quote to the request to translate AMS content.

Table 13 shows the approximate costs, turnaround times, volume capable of handling, and expertise in translating atmospheric and oceanic (A/O) content from each of the five accepted vendor RFI responses. All the vendors use a mix of freelance, contractors, and in-house staff to handle to translation workflow. In addition, each vendor outlined their quality control process to ensure high-quality translations. These processes generally include an initial translation by a subject matter expert (SME), a proof of the initial translation by a second translator, and sometimes consulting with an additional SME.

Table 13.

Translation vendor costs				
Vendor	Cost per	Turnaround	Volume	A/O experience

	article (\$)	time (days)		
Vendor 1	42	1 day	12 500 words/week	Yes, significant and for AMS Journal authors
Vendor 2	58–64	5–28/3–14	30 000 words/week	Have done A/O translations in past year (300)
Vendor 3	32–39	1–3 days	60 000 words/week	Generally yes
Vendor 4	183–246	4–8	5000 words/week	We have one Chinese translator with a PhD in atmospheric science and another Chinese translator that has a PhD in oceanography. We have included a sample translation with this response.
Vendor 5	70–200	Would not answer	10 000 words/week	Generally yes

b. Production

AMS's production vendor, Sheridan, has indicated they are capable of providing support for translated content. They are able to work directly with any translation vendor to provide content for translation, generate an initial proof, and make corrections to the proof. They are able to provide translated content as a PDF or XML (used in the online HTML presentation) for use on the AMS Journals Online site.

c. Online support and hosting

AMS's online support and hosting vendors, Allen Press and Atypon, were only able to provide general information on their support for translated content. Atypon is able to support the presentation of translated content and they are currently doing this for other clients. This includes the presentation of CJK (Chinese, Japanese, and Korean font sets). They currently have at least one client that presents content in Japanese. The exact method of presentation is unknown at this time. More detailed information requires a "discovery" fee of at least \$8000 (see section 4). The AMS did not think this was prudent until a decision was made as to whether to proceed with this project by the Publications Commission. Based on other clients sites, the default appears to be to present the English content (e.g., title and/or abstract) immediately followed by the translated content. The AMS has included a request to determine what additional presentation methods are possible.

4. Additional vendor costs

a. Implementation

Tables 14 and 15 outline the implementation costs associated with updating the production workflow to handle translated content and to make adjustments to the Journals Online site to support the presentation of translated content.

Implementation costs for Sheridan (Table 14) are based on their review of the necessary workflow adjustments and the associated design, development, and testing time. An exact final quote can be obtained if the AMS chooses to move forward with the translated content project. The quoted amounts should represent a definitive estimate within the –5% to +10% range.

As indicated in section 3c, Allen Press/Atypon require payment of a discovery fee of \$8000 to provide a quote for implementation of support for translated content, which the AMS did not agree to at this time. Therefore, a rough estimate of –25% to +75% was applied to estimate potential costs in addition to the discovery fee (Table 15).

Table 14.

Sheridan quote of implementation costs		
Item	Quoted implementation cost (\$)	–5% to +10% estimate (\$)
Design	62.50	59.37–68.75
Development	750	712.50–825.00
Testing	525	498.75–577.50
Total	1337.50	1270.62–1471.25

Table 15.

Allen Press/Atypon rough estimate of implementation costs		
Item	Estimated cost (\$)	–25% to +75% estimate (\$)
Discovery charge	10,666	8000*–18666
Implementation	8000	6000–14000
Total	18,666	14 000–32666

* Quoted estimate

b. Ongoing

The production workflow will require additional ongoing work for each article that requires translation. This includes sending article content to a translation vendor, receiving the translated content back from the translation vendor, typesetting and/or tagging the translated content and creation of a proof, corrections to the proof, and then delivering the translated content to the Journals Online site. The ongoing costs per article will range from approximately \$26.00 to \$56.00 (Table 16). This is based on the need for three corrections for each translation proof.

At this time, ongoing costs are not expected from AP/Atypon. Once the development to support the presentation of translated content is complete, no extra work should be necessary from these vendors.

Table 16.

Sheridan quote of ongoing costs

Item	Charge method	Quoted implementation cost (\$)	–5% to +10% estimate per translation
From electronic files page	Per page	15.00	15.00
PDF page	Per page	1.00	1.00
e-Proof pages article	Per article	7.00	7.00
Author and editorial alterations occurrence	Per occurrence	3.00 x 3	9.00
Total		32.00	24.00–56.00

c. Total costs

Total implementation costs (Table 17) are expected to range between \$14 000 and approximately \$33 000. The large range is due to unknowns associated with the cost of implementation by Allen Press/Atypon. We have erred on the high side by 75% in this cost estimate.

Table 17. Total costs.

Vendor/process	Range of costs (\$)
Implementation	
Sheridan	1270.62–1471.25
AP/Atypon	14 000–32 666
Total	15 270.62–33 471.25
Ongoing (per translation)	
Translation	44–51*
Production	24–56
Total	68–107

* Average of lowest three translation quotes –5 to +10.

5. Workflow impacts

Translated content is anticipated to be posted online after the published article has been posted. If this is possible then the workflow impacts on the AMS and end users will be minimal. The flow of content is entirely

between AMS vendors and will not require any AMS staff resources. The only impact on end users is that translated content will not appear until after the article has already been posted online. If the turnaround time for translated content can be kept to 1 day or less then it would appear at the same time as the published article online.

6. AMS recommendation

For a number of reasons we recommend that the AMS not immediately proceed with implementation of a translation service across all AMS Journals and BAMS. The primary concerns include the following:

- The Chinese survey results indicated interest in translated content, but the full size of the market and the AMS ability to leverage that market to increase author submissions and subscriptions is unknown. Both of these are needed to cover the costs associated with implementation and to subsidize ongoing costs.
- There is the potential that the AMS may alienate some readers and authors by providing only a Chinese language translation service. A loss of readers and authors would undermine one of the goals of providing translated content, which is to broaden the reach of the AMS and the sharing of scientific information
- A different language (e.g. Spanish) may be more popular among our authors and readers.

If the Publications Commission and Executive Council vote to move forward, we recommend this start as a pilot project for a single journal and that authors opt in to the service by covering translation fee charges. We also recommend that additional information be gathered before moving forward with providing a translation service. Key open questions remain in the following areas:

- What is the market in China for the AMS to gain both subscribers and members? In order to at least recover implementation costs the AMS needs to grow its number of subscribers or members. It is unclear if this potential exists.
- Would it be better to start with a language other than simplified Chinese? For example, would Spanish be more widely used by authors wanting a translation service and by (Spanish language) readers?
- Is the potential for the AMS to lose authors and readers by providing a translation service real? Some users indicated they were less likely to publish/read AMS content if the AMS implemented a translation service. However, this might be a reaction to the possibility of increased page charges or a concern about production times.