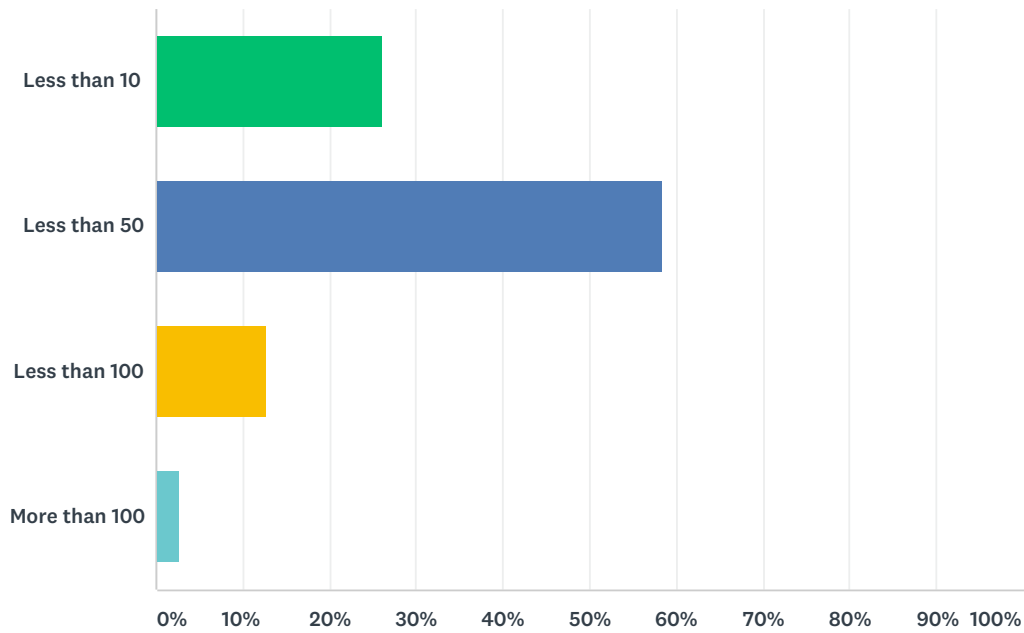


Q1 In your career, approximately, how many scientific conferences have you attended?

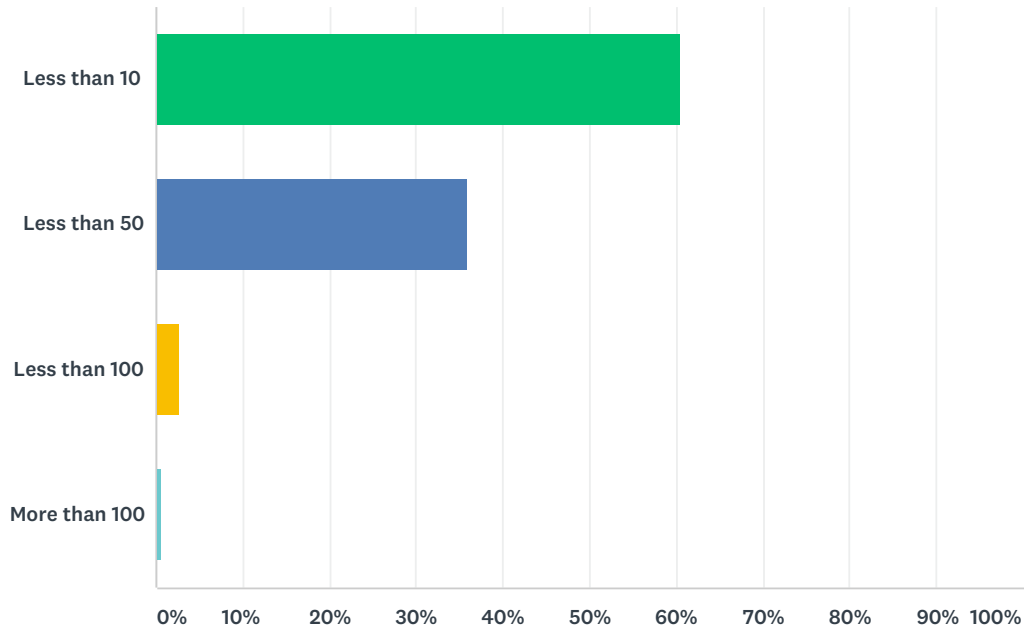
Answered: 142 Skipped: 0



ANSWER CHOICES	RESPONSES	
Less than 10	26.06%	37
Less than 50	58.45%	83
Less than 100	12.68%	18
More than 100	2.82%	4
TOTAL		142

Q2 In your career, approximately, how many AMS conferences have you attended?

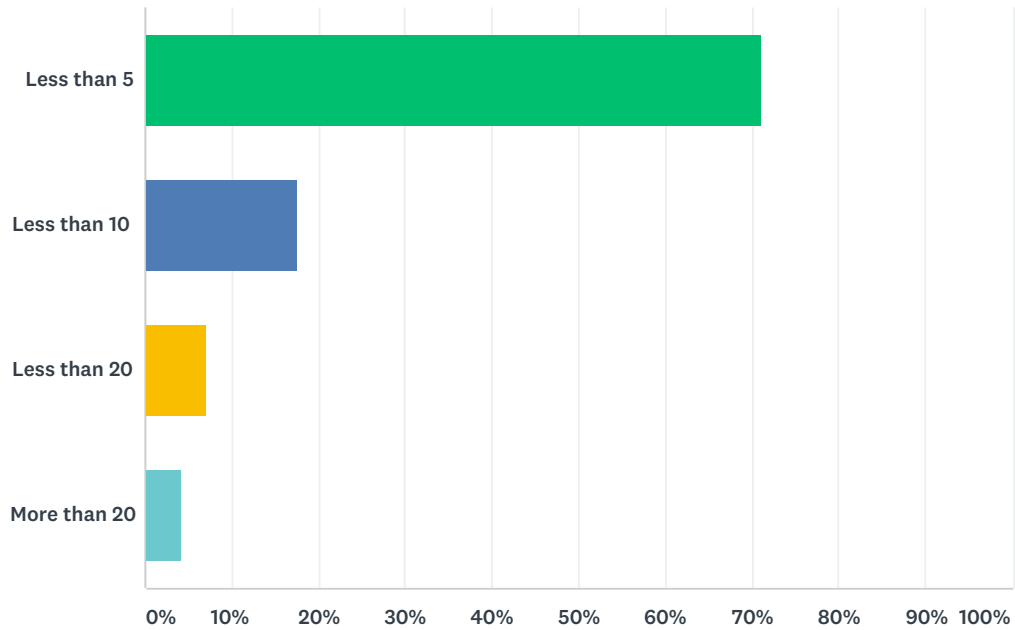
Answered: 142 Skipped: 0



ANSWER CHOICES	RESPONSES	
Less than 10	60.56%	86
Less than 50	35.92%	51
Less than 100	2.82%	4
More than 100	0.70%	1
TOTAL		142

Q3 How many AMS Radar Conferences have you attended?

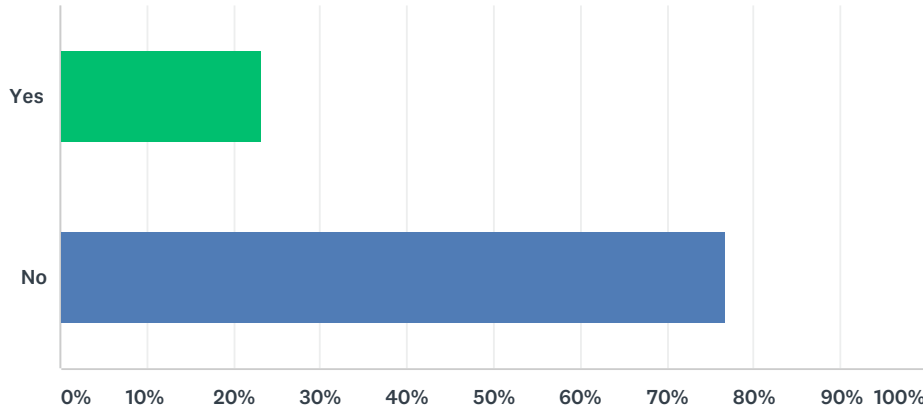
Answered: 142 Skipped: 0



ANSWER CHOICES	RESPONSES	
Less than 5	71.13%	101
Less than 10	17.61%	25
Less than 20	7.04%	10
More than 20	4.23%	6
TOTAL		142

Q4 Are you currently a student?

Answered: 142 Skipped: 0



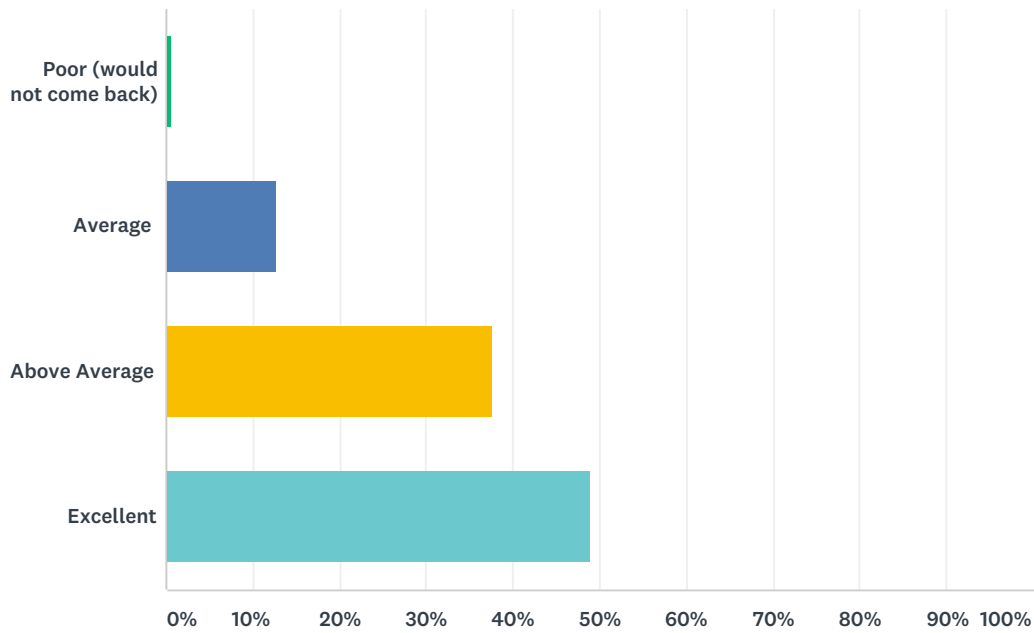
ANSWER CHOICES	RESPONSES	
Yes	23.24%	33
No	76.76%	109
TOTAL		142

Q5 Comments you want us to know about you?

Answered: 21 Skipped: 121

Q6 Compared with other conference locations, rate Chicago as a conference location.

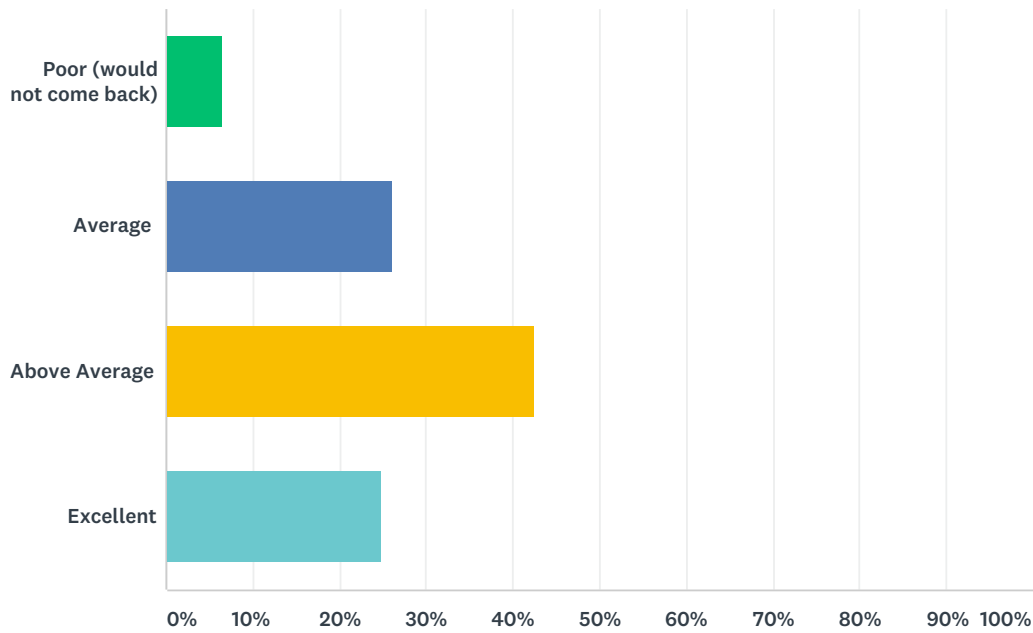
Answered: 141 Skipped: 1



ANSWER CHOICES	RESPONSES	
Poor (would not come back)	0.71%	1
Average	12.77%	18
Above Average	37.59%	53
Excellent	48.94%	69
TOTAL		141

Q7 Compared with other conference venues, rate Swissotel Chicago as a meeting venue.

Answered: 141 Skipped: 1



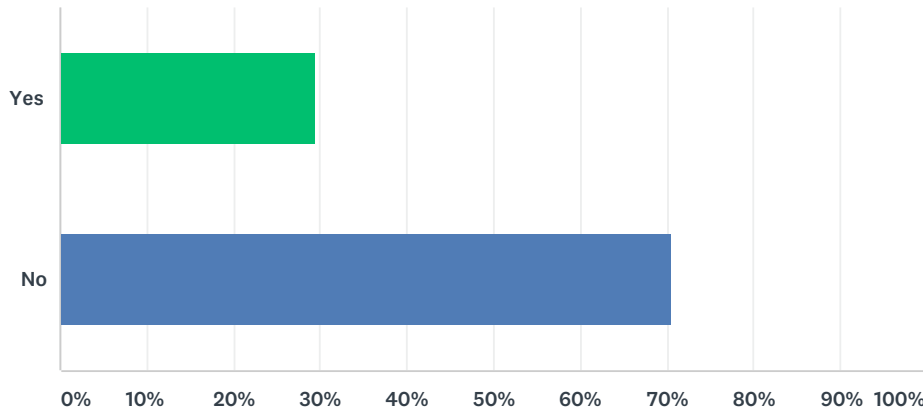
ANSWER CHOICES	RESPONSES	
Poor (would not come back)	6.38%	9
Average	26.24%	37
Above Average	42.55%	60
Excellent	24.82%	35
TOTAL		141

Q8 Comments and suggestions about the conference location and venue?

Answered: 50 Skipped: 92

Q9 Did you participate in the CAF Tour on Wednesday Afternoon?

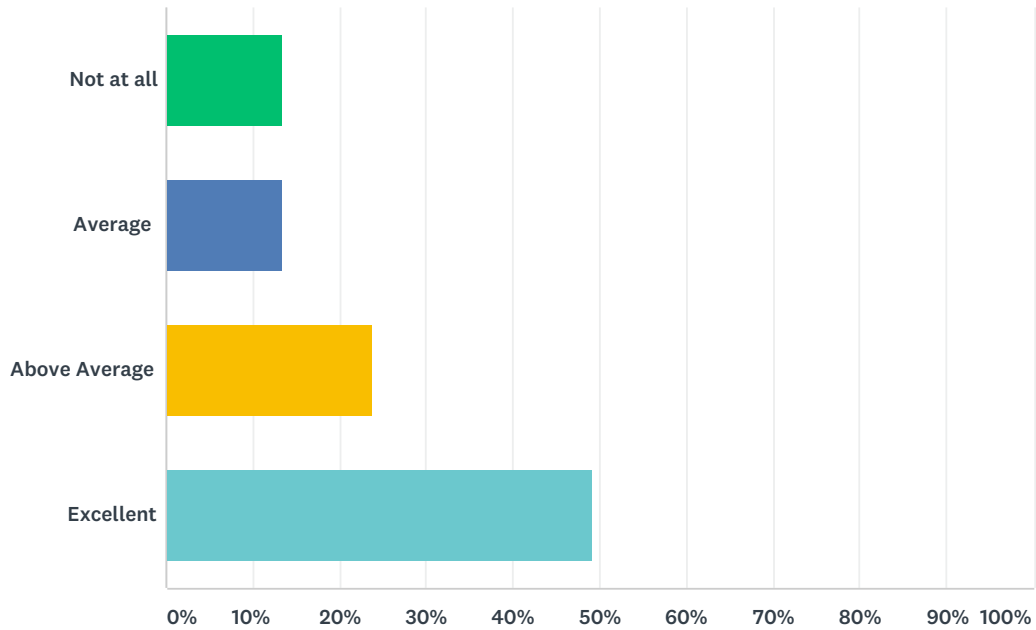
Answered: 142 Skipped: 0



ANSWER CHOICES	RESPONSES	
Yes	29.58%	42
No	70.42%	100
TOTAL		142

Q10 Do you find the tour interesting?

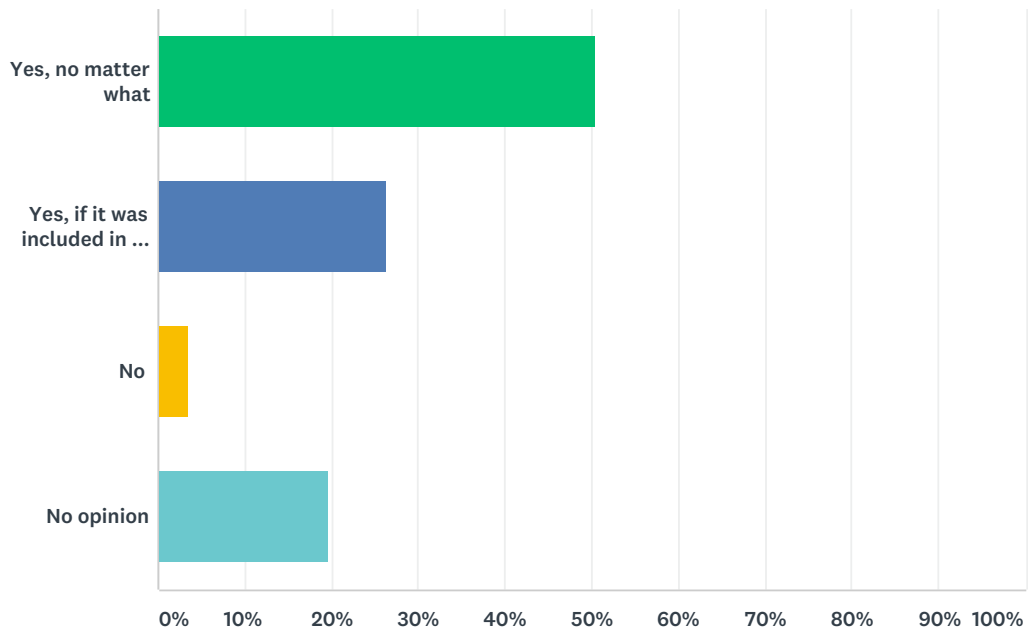
Answered: 67 Skipped: 75



ANSWER CHOICES	RESPONSES	
Not at all	13.43%	9
Average	13.43%	9
Above Average	23.88%	16
Excellent	49.25%	33
TOTAL		67

Q11 Would you like AMS to offer tour options at future Radar Conferences?

Answered: 137 Skipped: 5



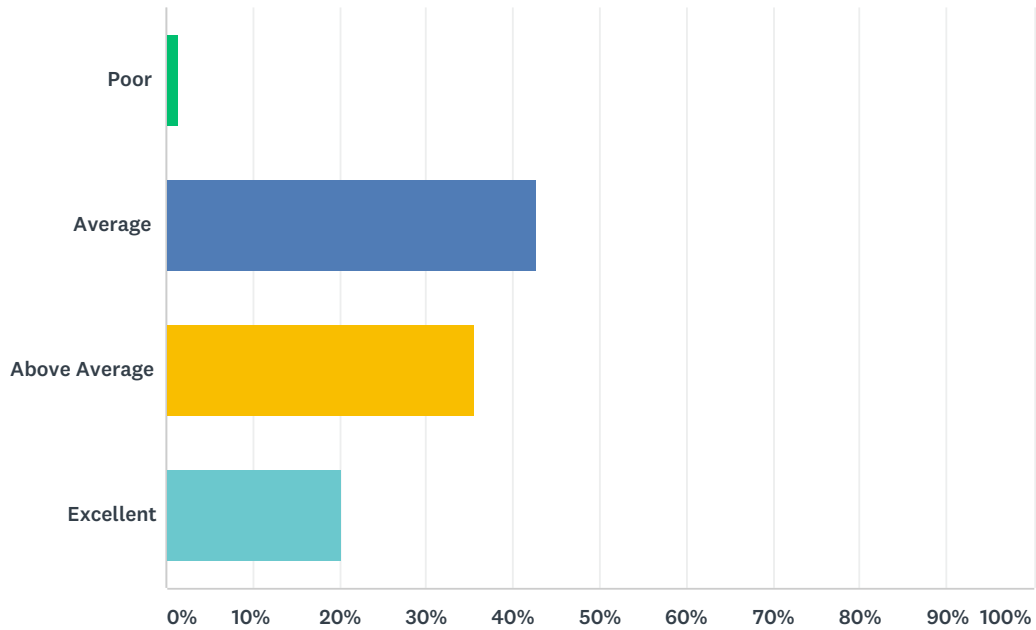
ANSWER CHOICES	RESPONSES	
Yes, no matter what	50.36%	69
Yes, if it was included in the registration	26.28%	36
No	3.65%	5
No opinion	19.71%	27
TOTAL		137

Q12 Comments and suggestions about the tour?

Answered: 22 Skipped: 120

Q13 Compared with other conferences, rate the oral presentation rooms.

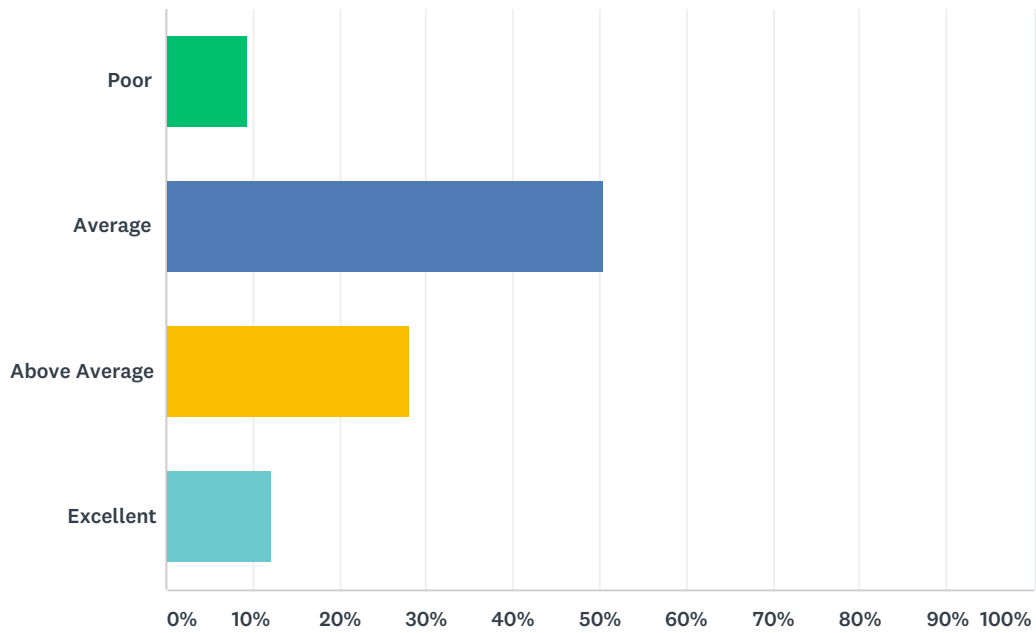
Answered: 138 Skipped: 4



ANSWER CHOICES	RESPONSES	
Poor	1.45%	2
Average	42.75%	59
Above Average	35.51%	49
Excellent	20.29%	28
TOTAL		138

Q14 Compared with other conferences, rate the poster presentation rooms.

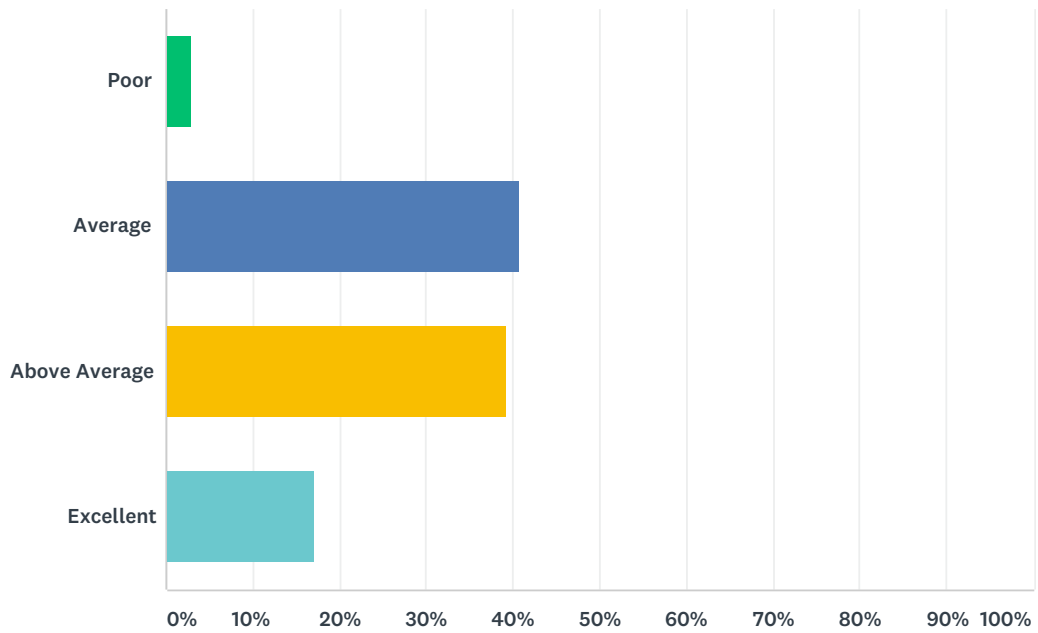
Answered: 139 Skipped: 3



ANSWER CHOICES	RESPONSES	
Poor	9.35%	13
Average	50.36%	70
Above Average	28.06%	39
Excellent	12.23%	17
TOTAL		139

Q15 Compared with other conferences, rate the A/V equipment (include microphones, projector and screens in your evaluation).

Answered: 140 Skipped: 2



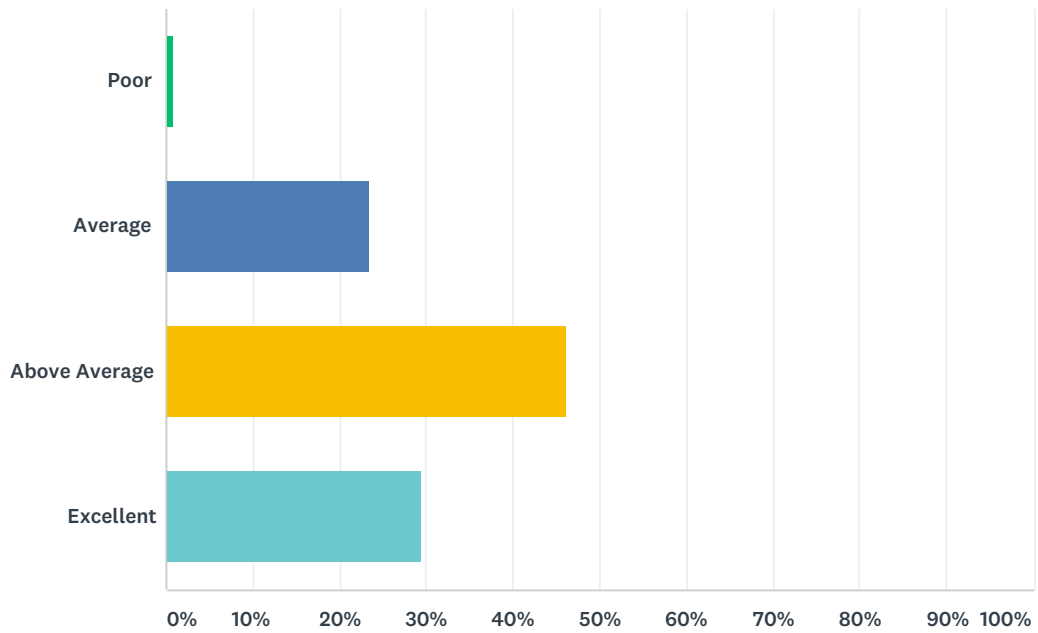
ANSWER CHOICES	RESPONSES
Poor	2.86% 4
Average	40.71% 57
Above Average	39.29% 55
Excellent	17.14% 24
TOTAL	140

Q16 Comments and suggestions about the oral & poster rooms and A/V equipment?

Answered: 42 Skipped: 100

Q17 Compared with other scientific conferences, rate the level of organization for the technical program.

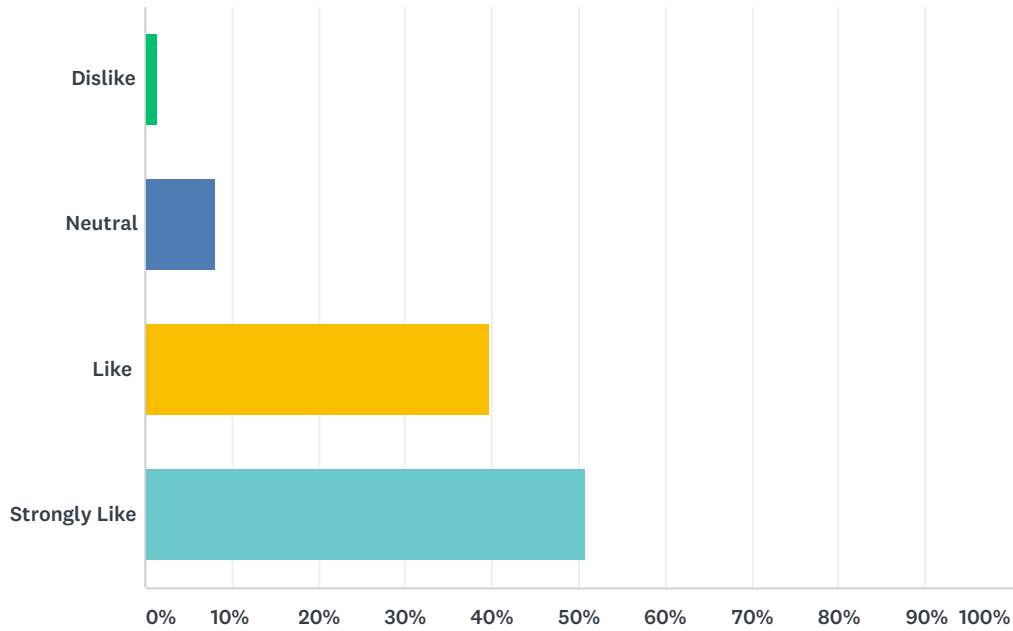
Answered: 136 Skipped: 6



ANSWER CHOICES	RESPONSES	
Poor	0.74%	1
Average	23.53%	32
Above Average	46.32%	63
Excellent	29.41%	40
TOTAL		136

Q18 What was your opinion of having a half day of free time on Wednesday?

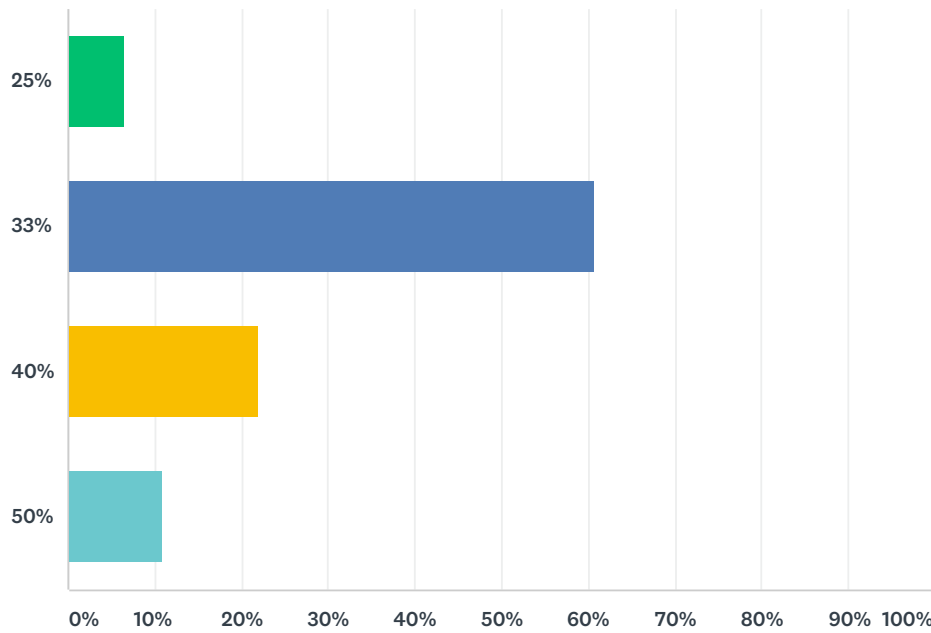
Answered: 136 Skipped: 6



ANSWER CHOICES	RESPONSES	
Dislike	1.47%	2
Neutral	8.09%	11
Like	39.71%	54
Strongly Like	50.74%	69
TOTAL		136

Q19 Approximately 33% of the papers were given as oral presentations.
What oral-to-total ratio would you prefer?

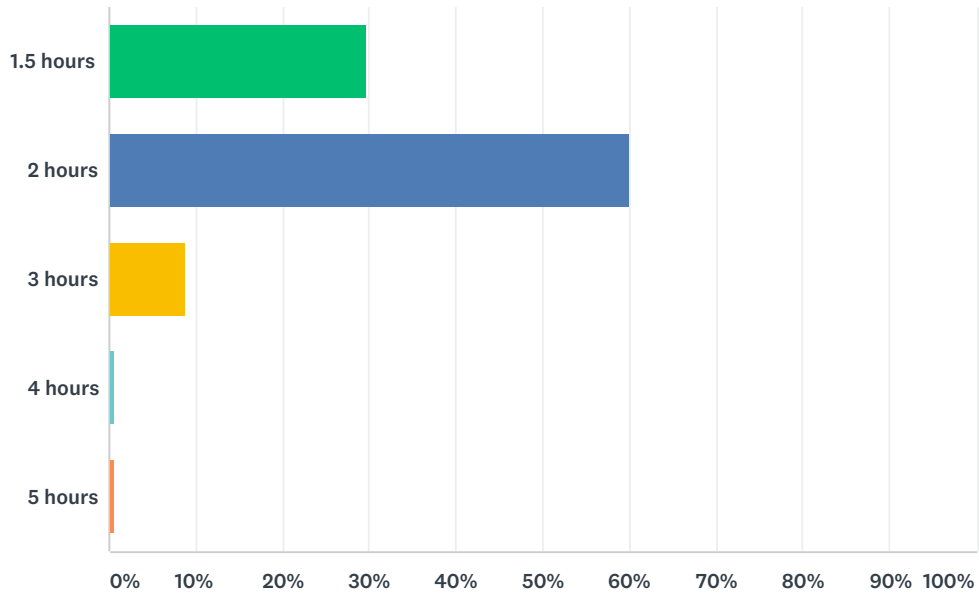
Answered: 137 Skipped: 5



ANSWER CHOICES	RESPONSES	
25%	6.57%	9
33%	60.58%	83
40%	21.90%	30
50%	10.95%	15
TOTAL		137

Q20 The poster sessions were 1.5 hours long. How long would you prefer poster sessions?

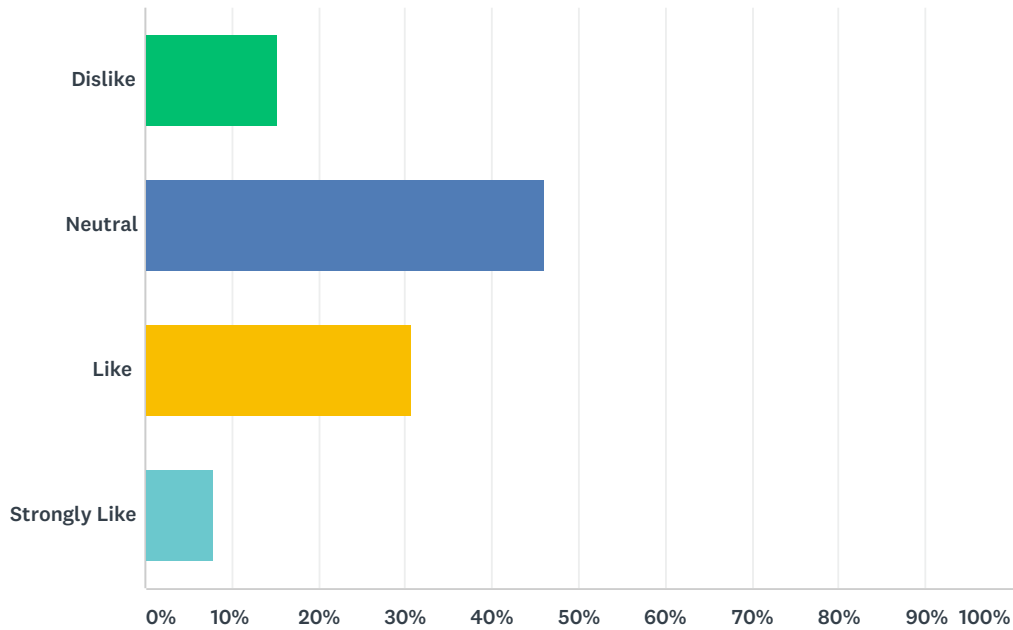
Answered: 138 Skipped: 4



ANSWER CHOICES	RESPONSES	
1.5 hours	29.71%	41
2 hours	60.14%	83
3 hours	8.70%	12
4 hours	0.72%	1
5 hours	0.72%	1
TOTAL		138

Q21 This is the first year that we have introduced triple parallel sessions to accommodate more oral presentations. What did you think about this change?

Answered: 137 Skipped: 5



ANSWER CHOICES	RESPONSES	
Dislike	15.33%	21
Neutral	45.99%	63
Like	30.66%	42
Strongly Like	8.03%	11
TOTAL		137

Q22 If your preferences included oral ratios greater than 33% or poster session durations longer than 2 hours, then suggest how you would change the schedule to accommodate those preferences.

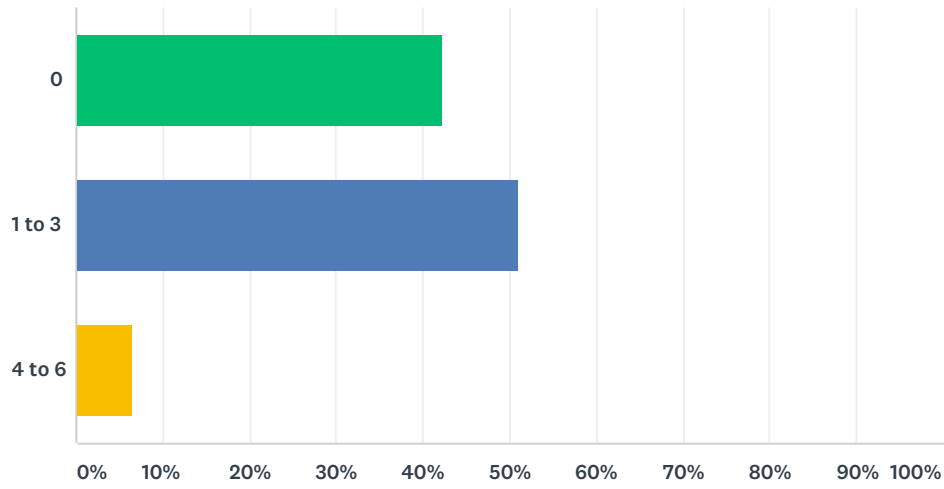
Answered: 38 Skipped: 104

Q23 Comments and suggestions about the technical program?

Answered: 25 Skipped: 117

Q24 How many exhibit hall booths did you visit?

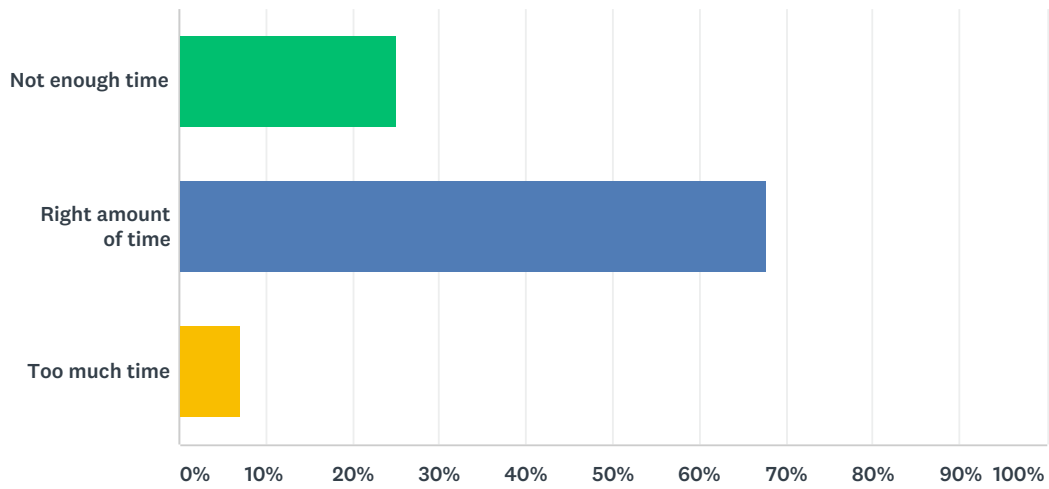
Answered: 137 Skipped: 5



ANSWER CHOICES	RESPONSES	
0	42.34%	58
1 to 3	51.09%	70
4 to 6	6.57%	9
TOTAL		137

Q25 Did you have enough time to visit all of the exhibitors you wished to visit?

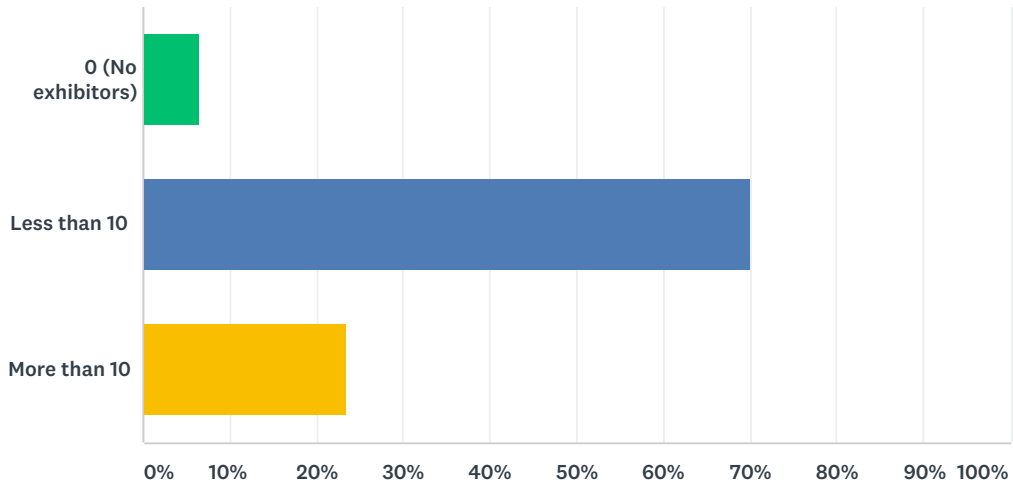
Answered: 127 Skipped: 15



ANSWER CHOICES	RESPONSES	
Not enough time	25.20%	32
Right amount of time	67.72%	86
Too much time	7.09%	9
TOTAL		127

Q26 At the next radar conference, how many exhibitors would you like to see?

Answered: 124 Skipped: 18



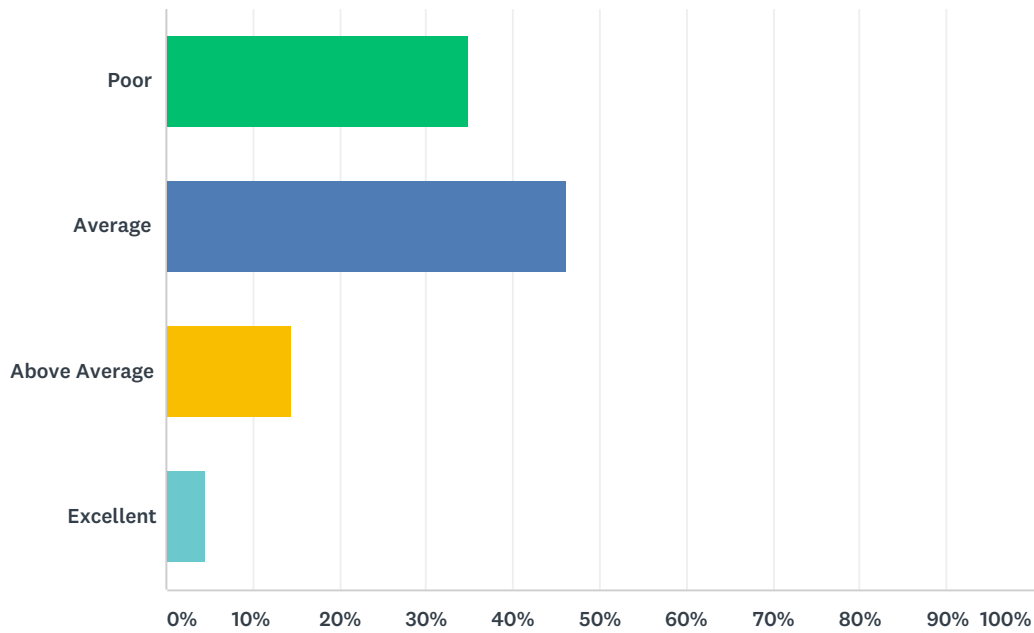
ANSWER CHOICES	RESPONSES	
0 (No exhibitors)	6.45%	8
Less than 10	70.16%	87
More than 10	23.39%	29
TOTAL		124

Q27 Comments and suggestions about the exhibit program?

Answered: 19 Skipped: 123

Q28 Compared with other non-AMS conferences of similar size and registration cost, please evaluate quality of food and beverages.

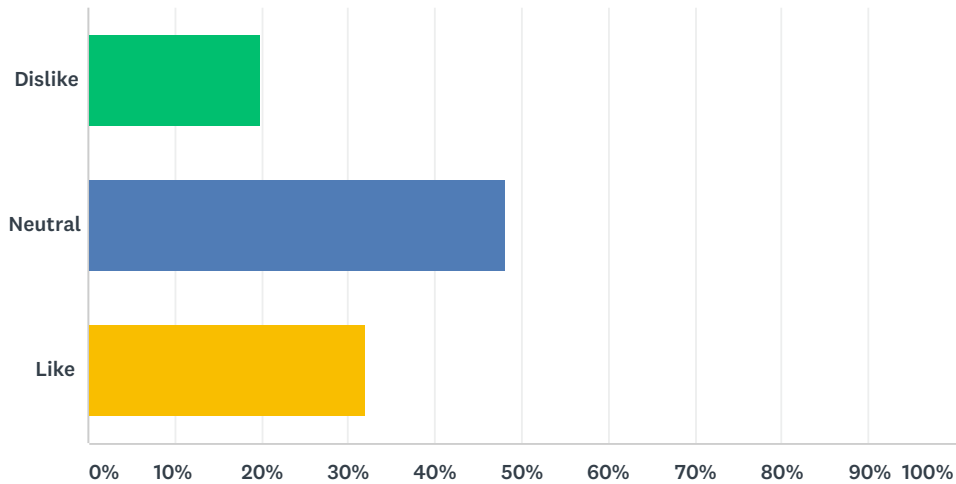
Answered: 132 Skipped: 10



ANSWER CHOICES	RESPONSES	
Poor	34.85%	46
Average	46.21%	61
Above Average	14.39%	19
Excellent	4.55%	6
TOTAL		132

Q29 This year we did not have a formal banquet but the icebreaker and Tribute recepitions. How do you feel about foregoing the banquet for the receptions?

Answered: 131 Skipped: 11



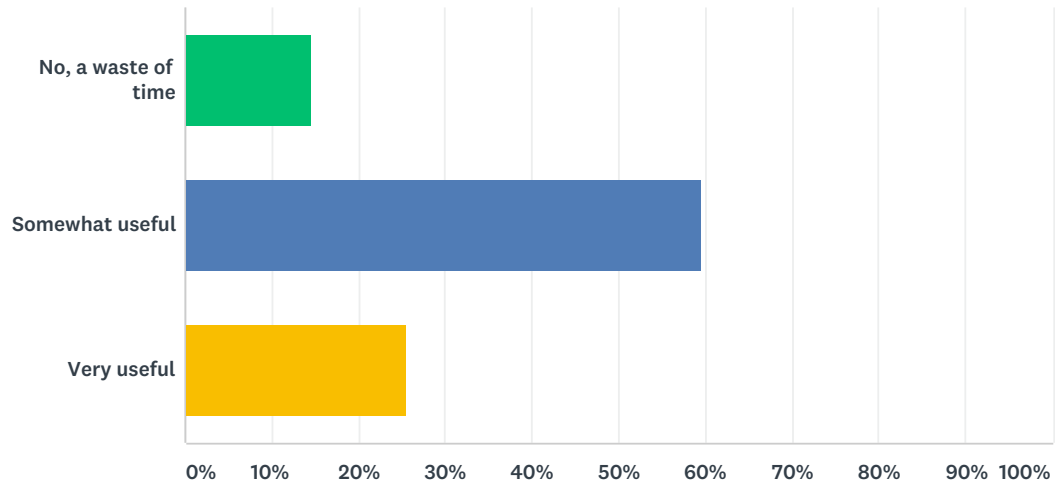
ANSWER CHOICES	RESPONSES	
Dislike	19.85%	26
Neutral	48.09%	63
Like	32.06%	42
TOTAL		131

Q30 Comments and suggestions about the Food & Beverage?

Answered: 43 Skipped: 99

Q31 Do you think that Extended Abstracts are useful?

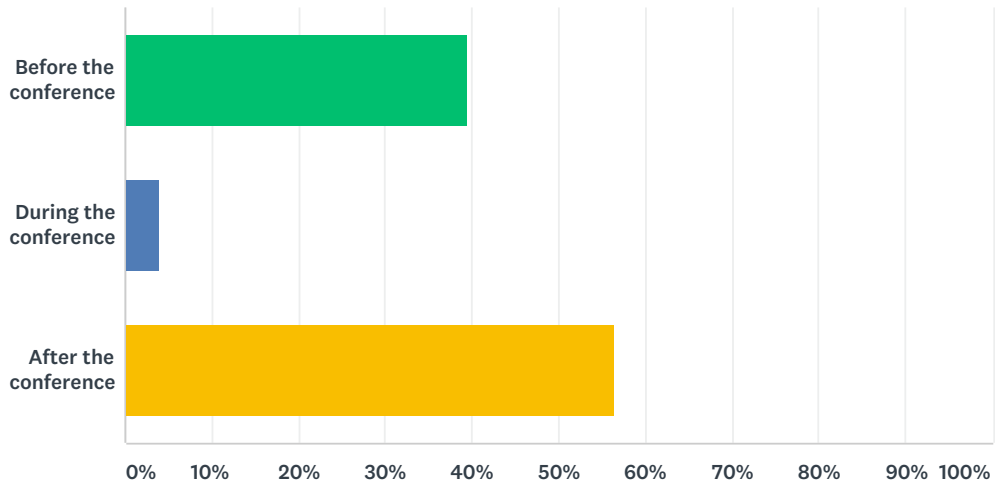
Answered: 129 Skipped: 13



ANSWER CHOICES	RESPONSES	
No, a waste of time	14.73%	19
Somewhat useful	59.69%	77
Very useful	25.58%	33
TOTAL		129

Q32 When should extended abstracts be uploaded?

Answered: 124 Skipped: 18



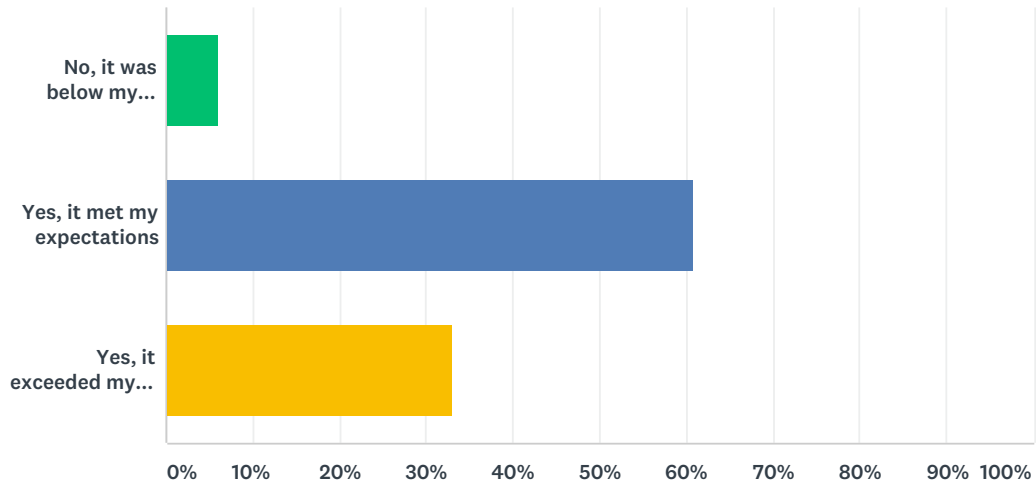
ANSWER CHOICES	RESPONSES	
Before the conference	39.52%	49
During the conference	4.03%	5
After the conference	56.45%	70
TOTAL		124

Q33 Comments and suggestions about extended abstracts?

Answered: 23 Skipped: 119

Q34 Did this conference meet your expectations?

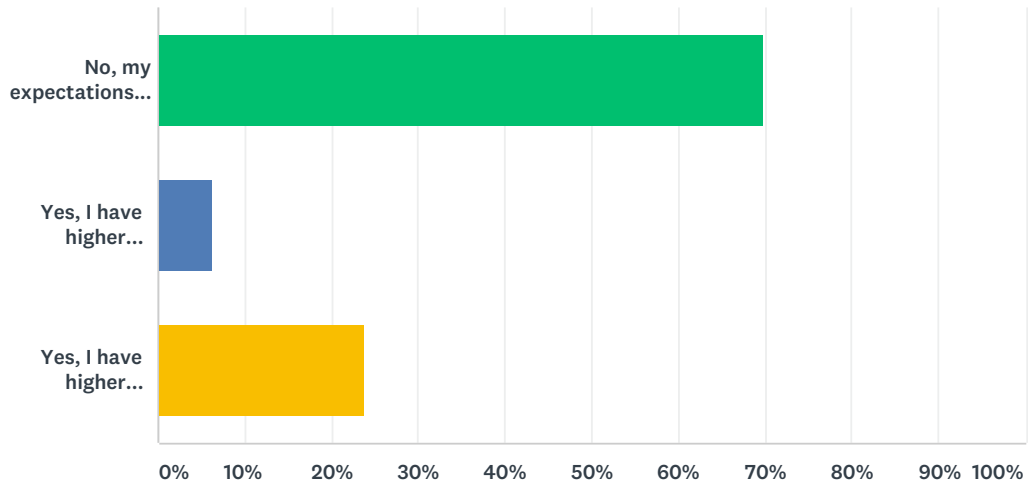
Answered: 133 Skipped: 9



ANSWER CHOICES	RESPONSES	
No, it was below my expectations	6.02%	8
Yes, it met my expectations	60.90%	81
Yes, it exceeded my expectations	33.08%	44
TOTAL		133

Q35 Are your expectations different for AMS and non-AMS meetings?

Answered: 126 Skipped: 16



ANSWER CHOICES	RESPONSES	
No, my expectations are the same	69.84%	88
Yes, I have higher expectations for non-AMS meetings	6.35%	8
Yes, I have higher expectations for AMS meetings	23.81%	30
TOTAL		126

Q36 If appropriate, how are your expectations different for AMS and non-AMS meetings?

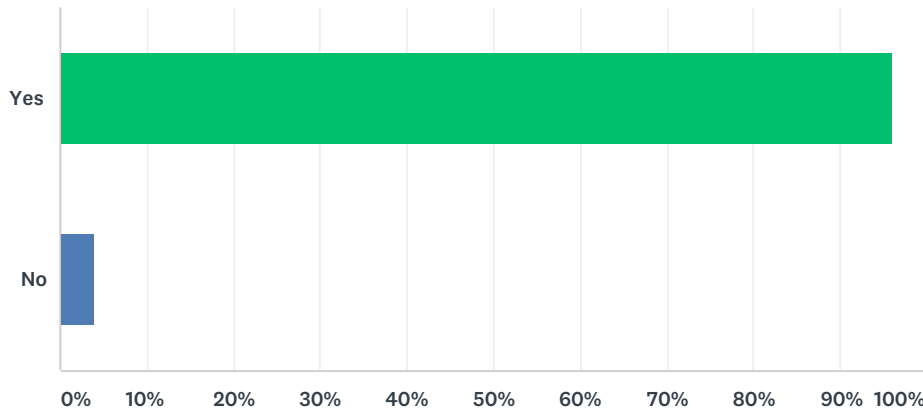
Answered: 13 Skipped: 129

Q37 Comments and suggestions to help us meet your expectations.

Answered: 14 Skipped: 128

Q38 Do you plan to attend future Radar conferences?

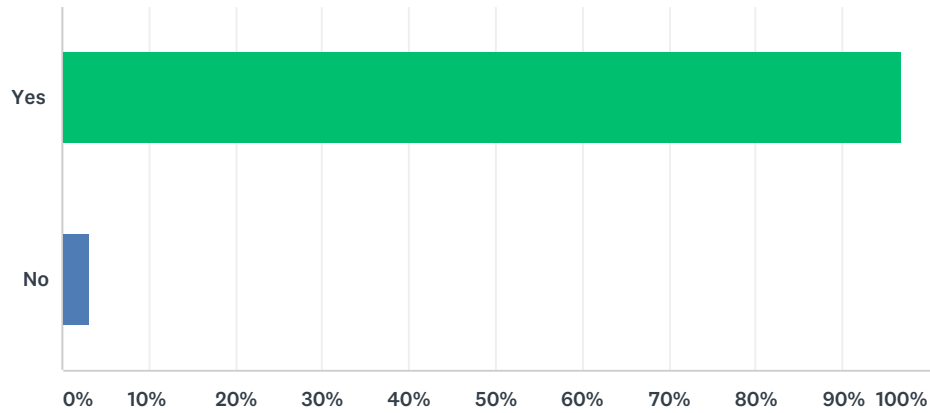
Answered: 128 Skipped: 14



ANSWER CHOICES	RESPONSES	
Yes	96.09%	123
No	3.91%	5
TOTAL		128

Q39 Would you recommend attending future Radar conferences to your colleagues?

Answered: 129 Skipped: 13



ANSWER CHOICES	RESPONSES	
Yes	96.90%	125
No	3.10%	4
TOTAL		129

Q40 If you could only recommend one conference for your radar meteorologist colleague to attend, which conference would you recommend?

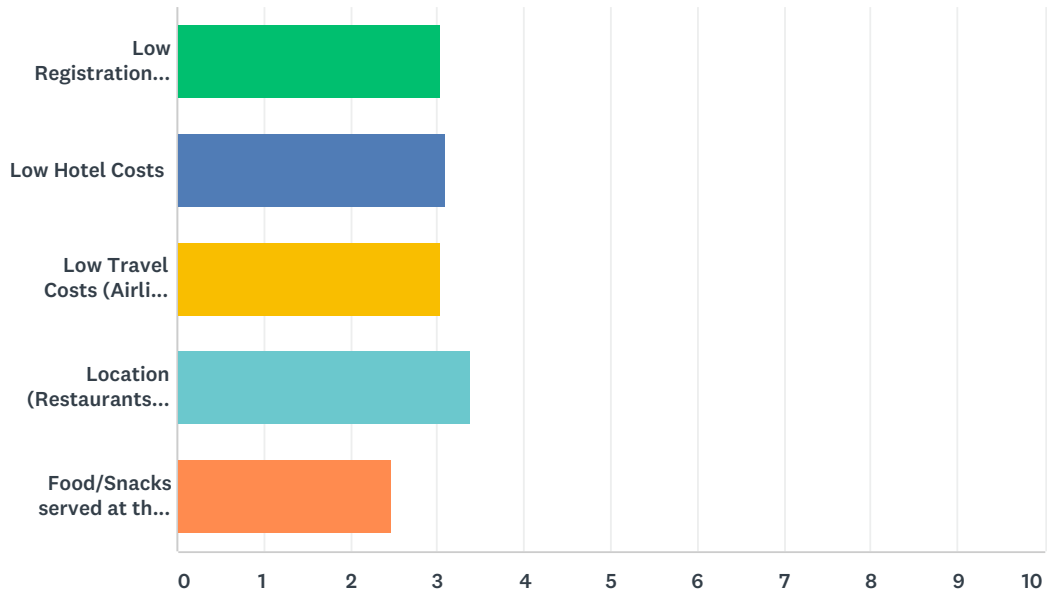
Answered: 59 Skipped: 83

Q41 Comments and suggestions about the conference overall?

Answered: 24 Skipped: 118

**Q42 Which is most important to you in regards to a conference venue?
Please Rank (1 being unimportant and 5 being extremely important)**

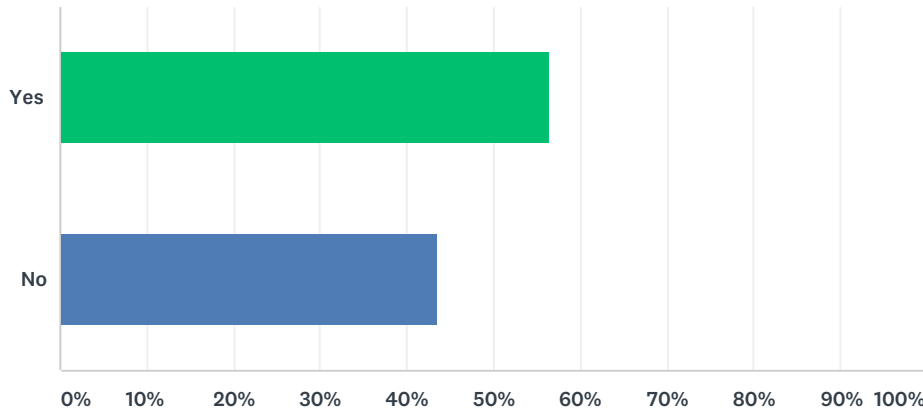
Answered: 127 Skipped: 15



	1	2	3	4	5	TOTAL	SCORE
Low Registration Fees	22.41% 26	16.38% 19	19.83% 23	25.86% 30	15.52% 18	116	3.04
Low Hotel Costs	9.91% 11	28.83% 32	31.53% 35	19.82% 22	9.91% 11	111	3.09
Low Travel Costs (Airline etc)	15.13% 18	21.85% 26	27.73% 33	21.85% 26	13.45% 16	119	3.03
Location (Restaurants/Shops/Culture Nearby)	38.60% 44	15.79% 18	12.28% 14	12.28% 14	21.05% 24	114	3.39
Food/Snacks served at the Coffee Breaks	11.57% 14	19.01% 23	12.40% 15	18.18% 22	38.84% 47	121	2.46

Q43 Would you be willing to pay a higher registration fee for a location that was in a city center?

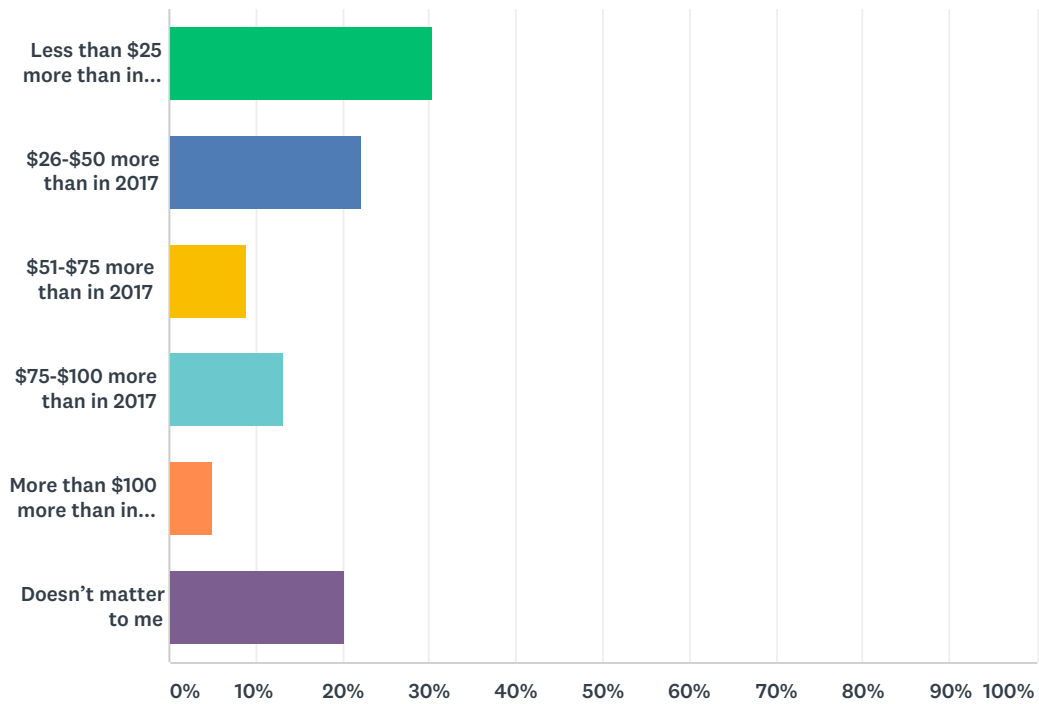
Answered: 129 Skipped: 13



ANSWER CHOICES	RESPONSES	
Yes	56.59%	73
No	43.41%	56
TOTAL		129

Q44 If yes, what is the maximum registration fee you would be willing to pay?

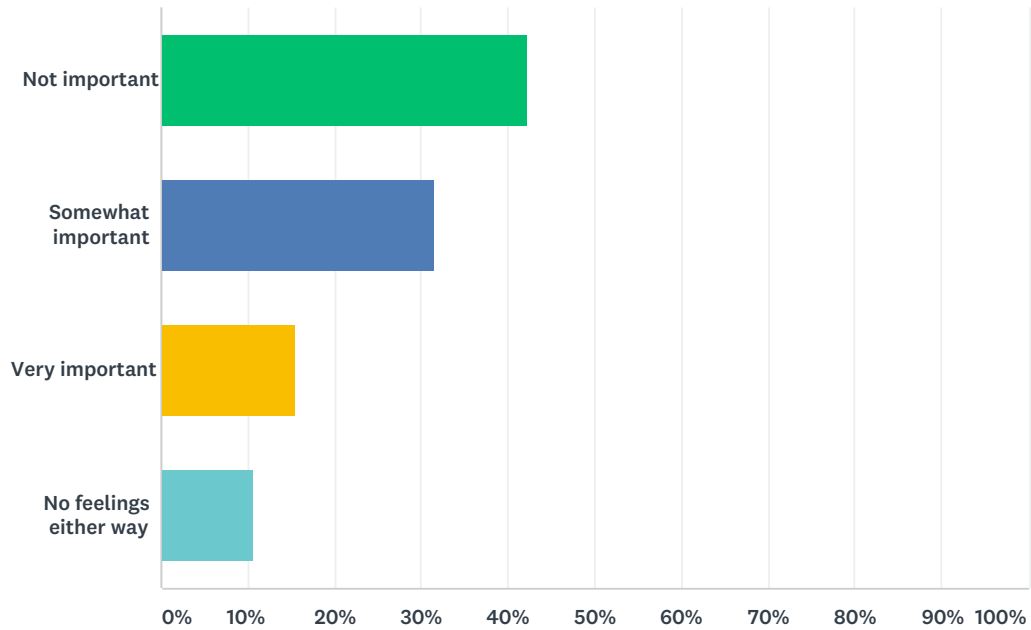
Answered: 99 Skipped: 43



ANSWER CHOICES	RESPONSES	
Less than \$25 more than in 2017	30.30%	30
\$26-\$50 more than in 2017	22.22%	22
\$51-\$75 more than in 2017	9.09%	9
\$75-\$100 more than in 2017	13.13%	13
More than \$100 more than in 2017	5.05%	5
Doesn't matter to me	20.20%	20
TOTAL		99

Q45 How important is the banquet to you?

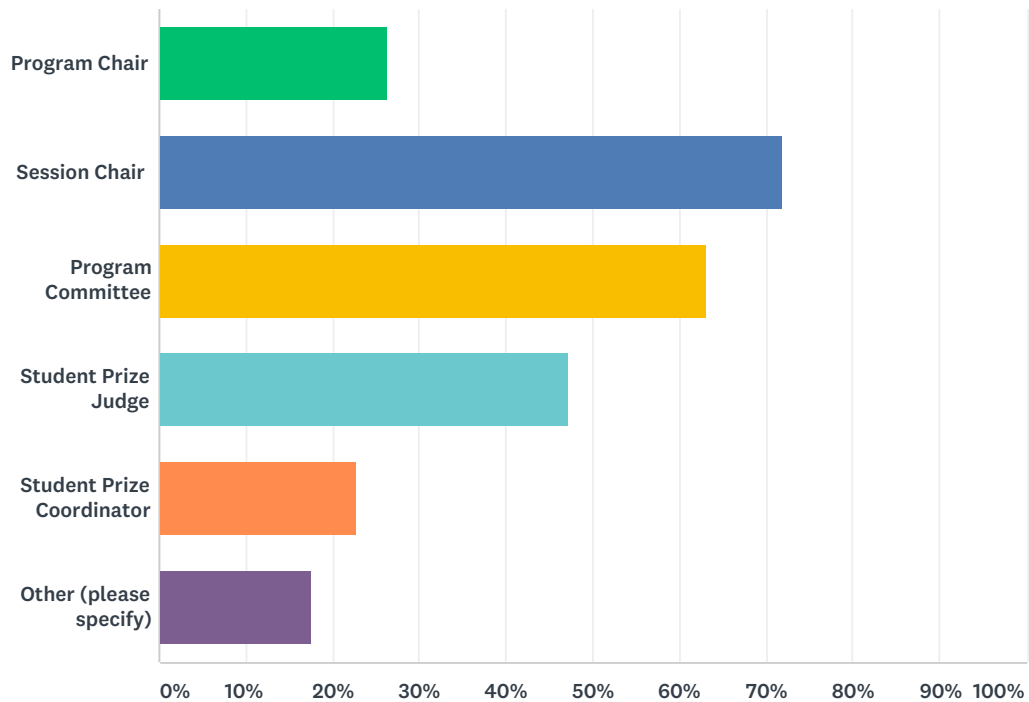
Answered: 130 Skipped: 12



ANSWER CHOICES	RESPONSES	
Not important	42.31%	55
Somewhat important	31.54%	41
Very important	15.38%	20
No feelings either way	10.77%	14
TOTAL		130

Q46 Would you be willing to volunteer to help in any other way in a future Radar Conference? (Select all the apply)

Answered: 57 Skipped: 85



ANSWER CHOICES	RESPONSES	
Program Chair	26.32%	15
Session Chair	71.93%	41
Program Committee	63.16%	36
Student Prize Judge	47.37%	27
Student Prize Coordinator	22.81%	13
Other (please specify)	17.54%	10
Total Respondents: 57		

Q47 If interested in volunteering, please provide your name, email and phone number and a committee member will be in touch.

Answered: 43 Skipped: 99

Q48 Comments and suggestions about the next Radar Conference

Answered: 21 Skipped: 121