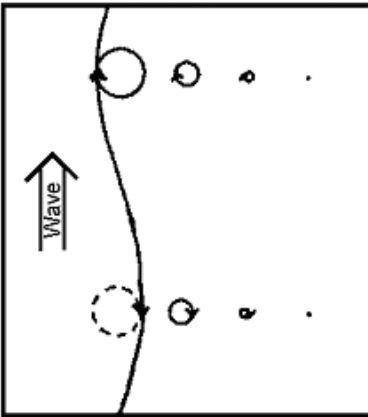
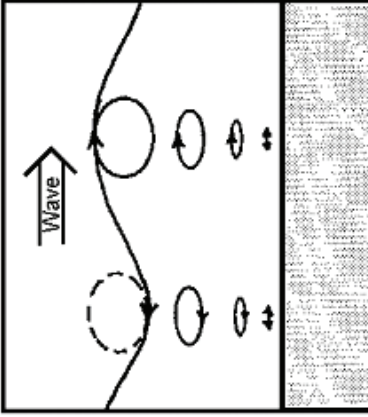
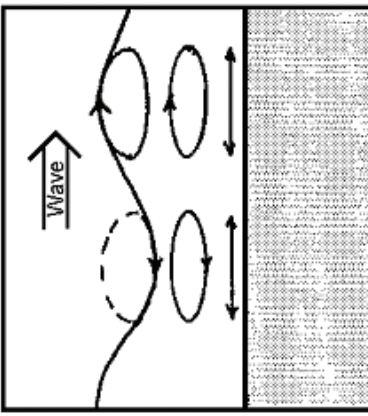


Wave Characteristics Table

Wave Type	Deep-Water	Transitional	Shallow-Water
Wavelength (m)			
Wave Period (sec)			
Wave Speed (m/sec) = wavelength/period			
Water Depth (m)	More than _____ m	Between _____ m and _____ m	Less than _____ m
Water			
Motion			
(not to scale)			
	Water depth: greater than $\frac{1}{2}$ wavelength	Water depth: between $\frac{1}{2}$ and $\frac{1}{20}$ wavelength	Water depth: less than $\frac{1}{20}$ wavelength

Wave Profile

